ZETTLER MAGNETICS

厦门赛特勒磁电有限公司

ZETTLER MAGNETICS,INC.
75 Columbia
Aliso Viejo,CA 92656
Tel:949-360-5838
Fax:949-360-5839
E-Mail:sales@zettlermagnetics.com
Web:www.zettlermagnetics.com

ZETTLER CONTROLS,INC.
75 Columbia
Aliso Viejo,CA 92656
Tel: 949-360-5840
Fax:949-360-5839
E-Mail:sales@zettlercontrolss.com
Web:www.zettlercontrols.com

ZETTLER ELECTRONICS
Gmbh-GERMANY
Junkersstrasse 3
82178 Punchheim
Germany
Tel: +49 89 800 970
Fax:+49 89 800 97 200
Web:www.zettlerelectronics.com

ZETTLER ELECTRONICS
(HK)LTD.
Unit 2A,Wing Tai Centre(Front Block),
No. 12 Hing Yip Street, Kwun Tong,
Kowloon,Hong Kong
Tel: +852 2375 1288
Fax: +852 2375 7433
Web:www.zettlerhk.com

ZETTLER ELECTRONICS
NEDERLAND BV
Dorpsstraat 51
2761 AA Zevenhuizen
The Netherlands
Tel: +31 180 310 663
Fax: +31 180 311 048
Web:www.zettlerelectronics.nl

ZETTLER ELECTRONICS
POLAND sp.z.o.o.
Osadnikow Wojskowych 40
68 200 Zary
Poland
Tel: +48 68 47 91 437
Fax: +48 68 47 91 439
Web:www.zettlerelectronics.pl

XIAMEN ZETTLER MAGNETICS CO., LTD.
Add:No.6 Xinjing Road,Haicang District
Xiamen,China
Tel: +86 592 2631586
Fax: +86 592 2631599
Email:sales@zettlercn.com
Web:www.zettlercn.com

厦门赛特勒磁电有限公司
福建省厦门市海沧区新景路6号
电话:+86 592 2631586
传真:+86 592 2631599
邮箱:sales@zettlercn.com
网址:www.zettlercn.com

V201903

ZETTLER MAGNETICS

变压器 | TRANSFORMERS



ZETTLER MAGNETICS

厦门赛特勒磁电有限公司

公司介绍
COMPANY PROFILE

赛特勒磁电公司作为专业从事电子变压器研发和生产的行业专家，我们始终以市场需求为导向，提供密封变压器、开关电源模块、高频变压器、低频变压器、电流互感器、环形变压器和工字型电感器等一系列产品，并着重于开发环保，高效，轻便，安全，经济的电源产品。我们的客户覆盖了许多全球知名家电、通讯、工业电子设备等领域的品牌。

实力雄厚、经验丰富的研发设计队伍使我们可以在最短的时间内完成对各种类型和规格的产品的设计和开发，并在性能符合各国认证要求的前提下满足不同客户的独特要求。公司绝大部分产品取得VDE、UL、CUL、CQC认证，符合EN61558、EN60950和UL1585、UL506标准。

同时，我们拥有特制的自动化设备、成功的生产运营管理经验、ISO9001质量管理体系认证等完善的质量控制模式和大型综合实验室以及ISO14001环境管理体系认证，能最大程度地保证我们产品生产工艺的稳定性和品质的可靠性。

As an dynamic and market-oriented industrial enterprise, Zettler Magnetics specializes in the development, engineering and production of environmentally friendly, safe, portable, highly efficient and economic power solutions - providing a wide range of transformer products including Encapsulated Power Transformers, Switch-Mode Power Supply Modules, Ferrite Switching Transformers, Laminated Transformers, Current Sensor Transformers, Toroidal Transformers, Drum Core Choke. We serve customers across the globe in many industries and application segments (such as Home Appliance, Communication, Industrial Electronic Products), including many well-known global brands.

Our experienced engineering team will complete even demanding custom product designs on short notice to meet customer specific requirements and comply with all pertinent safety standards. Most of our products carry the required VDE/UL/CUL/CQC approvals and are fully compliant with EN61558, EN60950, UL1585 and UL506.

Our production facilities are equipped with special-design automatic production lines, operated by a management team and staff with deep manufacturing experience, sophisticated quality assurance processes, ISO 9001 compliance, a comprehensive testing lab and in compliance with ISO14001.

典型应用 APPLICATION

CONTENTS 目录

ENCAPSULATED POWER TRANSFORMERS 密封变压器 01

- SURGE PROTECTED TRANSFORMER (SPT) 防雷击、浪涌冲击变压器 EI30–12.5/18
- EE20 MINI SERIES (0.3-0.6VA)
- EI30 SERIES (0.6-3.0VA)
- EI35 SERIES
- EI38 SERIES (2.4-4.0VA)
- EI42-14.6 SERIES (5.0VA)
- EI48-16.8 SERIES (10VA)

ENCAPSULATED TRANSFORMER WITH PTC 带PTC保护的密封变压器 27

- EI38 SERIES (3.2–4.5VA)
- EI41 SERIES (5-6VA)
- EI48 SERIES (10-15VA)
- EI60 SERIES (30VA)

PFC MAIN CHOKES 电抗器 32

- EI3023 SERIES
- EI4118 SERIES

FERRITE TRANSFORMERS 高频变压器 34

- DISIGN REFERENCE OF FLYBACK SWITCHING TRANSFORMER 反激式开关变压器设计参考
- RECOMMENDED FOOT POSITION FOR POWER FREEITE SWITCHING TRANSFORMERS 常用脚位推荐
- E16 XZM-E16100—XZM—E16112
- E19 XZM-E19100—XZM—E19102
- E20 XZM-EF2050—XZM—EF2052
- E25 XZM-E25100—XZM—E25101
- ERL28 XZM-EC2850
- ETD29 XZM-ED2950
- ETD34 XZM-ED3450
- ETD39 XZM-ED3950
- ETD44 XZM-ED4450
- DC TO AC HIGH INSULATION AND STEP-UP TRANSFORMER 直流转交流高绝缘、升压变压器

COMMON MODE CHOKES FOR EMI SUPPRESSION 共模电感器 48

- U9.8 XZM-U10100-XZM-U10105
- U10.5 XZM-U11100-XZM-U11106
- U16 XZM-U16100-XZM-U16105
- E25 XZM-E25102-XZM-E25107

DRUM CORE CHOKES 工字型电感器 50

CURRENT SENSOR TRANSFORMER 电流互感器 51

- ACST-200 SERIES

HIGH PRECISION CURRENT SENSOR TRANSFORMER 高精度电流互感器 53

LAMINATED TRANSFORMERS 低频变压器 55

- AH/ADH SERIES (1.1VA, 2.4VA, 6.0VA, 12.0VA, 20.0VA)
- AHI SERIES (2.5VA, 5.0VA, 10.0VA)
- AHF SERIES (2.4VA, 6.0VA, 12.0VA)
- AHR SERIES (30-50VA)

TOROIDAL TRANSFORMERS 环形变压器 63

PLANAR TRANSFORMERS 平面变压器 65

TECHNICAL INFORMATION 技术信息

RATED PRIMARY VOLTAGE(V) 初级额定电压

This is the supply voltage assigned to the transformer by the manufacturer.
生产厂家规定的变压器初级的工作电压。

RATED SECONDARY VOLTAGE(V) 次级额定输出电压

This is the secondary output voltage assigned to the transformer when supplied with the rated primary voltage,frequency range, rated secondary current,all assigned by the manufacturer for the specified operating conditionsof the transformer.
变压器生产厂家规定的变压器在额定初级输入电压，额定初级频率，额定的次级带载电流等特定条件下的变压器次级输出出电压。

RATED POWER(VA) 额定功率

The specified power levels in this catalogue are the secondary power levels,in other words,those available when the transformer is loaded.It is the product of the RMS rated secondary voltage by the RMS rated current.If the transformer has more than one output winding,the rated power denotes the maximum sum of the products of RMS rated secondary voltage by the RMS rated secondary current,respectively.This rated power is defined for rated ambient temperature conditions.
额定功率代表变压器在低于或等于额定的环境温度条件下的次级带载时的输出功率，为次级绕组的电压有效值乘以电流有效值；
如有多个绕组，则是各绕组的电压有效值与电流有效值的乘积之和。

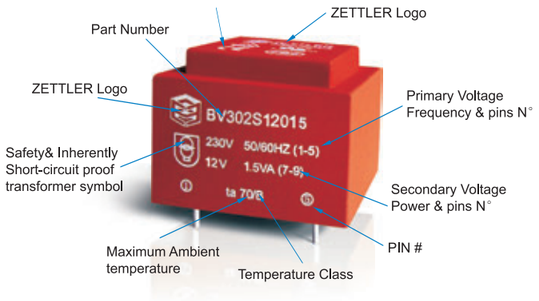

AMBIENT TEMPERATURE(TA) 环境温度

The maximum temperature at which the transformer may be operated continuously under nominal conditions of use.It is the air temperature measured close to the transformer after thermal stabilization when operating at rated conditions.
在正常条件下,变压器持续工作时的最高环境温度，即测试变压器在额定负条件下工作到热平衡(稳态)时的变压器周围的环境温度。

PARTICULAR POINTS OF EN 61558–2–6 STANDARD FOR SAFETY TRANSFORMERS 安全变压器的相关细节

On-load secondary voltage tolerance.

次级带载输出电压的公差

This should not differ from the rated value by more than:
此数值必须满足下面的规定

10% for transformers with build-in resistance to short-circuits (a supplement of 5% is granted on the 2nd secondary for transformers with 2 secondaries).
5% for other transformers whatever the secondaries number.
①.10%—针对固有短路保护变压器一个绕组
②.5%—针对固有短路保护变压器的其它绕组(多于一个输出绕组时)
③.5%—针对其它类型的变压器(不管输出绕组数目的多少)

Off-load secondary voltage. 次级空载电压

The values given in this catalogue are maximum theoretical values.
本目录所列到的电压为最大的理论值

ORDERING CODE 命名规则

BV XX 2 S 15 010

Sealed Transformer — BV

EI Lamination Size
Example
20,30,38,42,48,54,60,66 — XX

Input V
1=115V
2=230V — 2

Output Type
S=Single
D=Dual — S

Output Voltage
06=6V
09=9V
12=12V, etc. — 15

010=1VA
015=1.5VA
300=30VA, etc. — 010

SURGE PROTECTED TRANSFORMER(SPT)
防雷击、浪涌冲击变压器

FEATURES

- Withstand 10KV surge test.
- MTBF can reach more than 3,000,000 hours
- Withstand the double 85 test 1000 hours
- Encapsulated Design Prevent dust and humidity
- Self-Extinguishing Plastic 94V-0
- High efficiency, Low Temperature Rise
- Dielectric Strength 4200VAC
- Class B (130°C) insulation material.
- Operating temperature from -40 °C to 70°C
- Storage temperature from -40 °C to 120°C
- Design according to IEC61588
- Custom design available

产品特点

- 可耐受10KV浪涌电压冲击
- MTBF可达3,000,000以上
- 可耐受双85测试1000小时
- 密封线路防水防尘
- 采用可自熄灭的94V–0塑料
- 低温升，高效率
- 双重绝缘耐压强度4200VAC
- Class B （130度）绝缘材料
- 工作温度范围：–40℃ ~ 70℃
- 储存温度范围：–40℃ ~ 120℃
- 根据IEC61558 设计
- 可根据客户的要求进行订制

Open circuit voltage waveform
开路电压波形

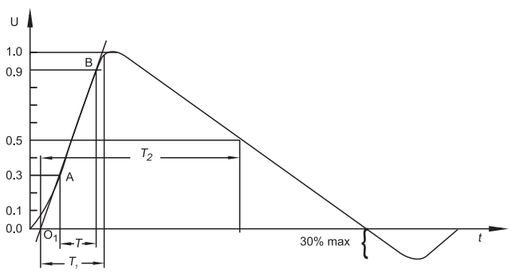

前缘时间：T1=1.67 x T=1.2μs±30%
半值时间：T2=50μs±20%

Short circuit current waveform
短路电流波形

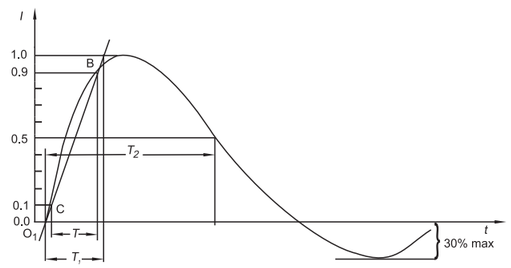

前缘时间：T1=1.67 x T=8μs±20%
半值时间：T2=20μs±20%

ADVANTAGES 优势

Item 项目	Gaseous Discharge tube 气体放电管	Varistor 压敏电阻	Transient diode 暂态抑制二极管	MSPT
Leakage current 泄漏电流	No/无	Less/小	Less/小	less/小
Follow current 续流	Ye/有	No/无	No/无	No/无
Stray capacitances 寄生电容	Small/小	Large/大	Large/大	No/无
Response time 响应时间	Slow/慢(us)	Fast/较快(ns)	Fast/快(ps)	Fast/快
Current range 通流容量	Large/大 1KA-100KA	large/大 0.1KA-100KA	Small/较小 0.1KA-1KA	N/A极小
Aging 老化现象	Yes/有	Yes/有	Little/几乎没有	No/极小
Damage type 损坏形式	Short /Open 短路或开路"	Short /Open 短路或开路	Short /Open 短路或开路	Open开路
Clamp voltage 箝位电压水平	High/放电电压高	Middle/中等	Low/低	High/高

Leakage current 泄漏电流
When input rated voltage,the existing current in product itself
在产品两端输入额定电压时,产品本身存在的电流

Follow current 续流
When power off, the current that still in product
产品的电源关闭后,在产品上还存在的电流

Stray capacitance 寄生电容
The internal equivalent capacita-nce in product
产品两端的内部等效电容

Current range 通流容量
The peak current that product can withstand
产品可以承受的最大瞬间电流

Clamp voltage 箝位电压
The voltage that caused when product start to protect
产品开始保护的动作电压

APPLICATION 适用场合

The MSPT is surge self-protection and high reliability power transformer, it can be widely used on Mountain Base Station, Car, Ship, AirCraft, Metering etc. that those applications is hard to grounding or requests high reliability.

高山电站，汽车，轮船，飞机等接地不便或不可靠的控制路，提供自带雷击浪涌保护的高可靠性电源变压器。

SURGE TEST SCHEMATIC 测试原理

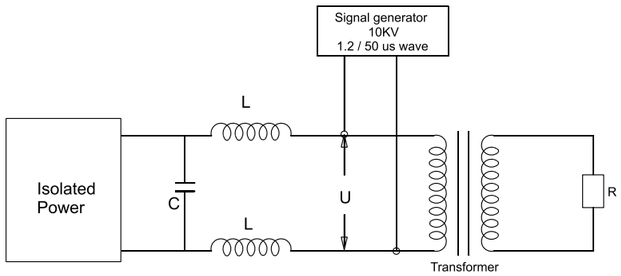

MECHANICAL SPECIFICATION 尺寸图

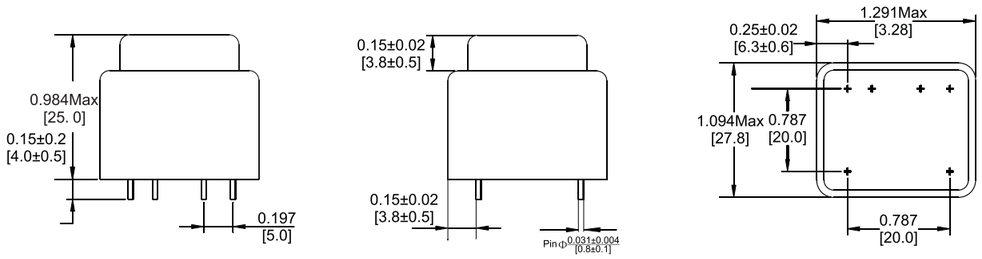

ELECTRICAL SPECIFICATION 电气规格

1.5VA EI30-12.5 SERIES

Order Number	Input Voltage(V)	SEC.Voltage (V)	Rated Current (mA)	Rated Power (VA)	No-load Voltage (V)	Ambient TEMP.(℃)	Surge Voltage	Height Dimension H(mm)	Weight(g)
HS301S06015	115V	6	250	1.5VA	10	T 70 B	10KV	25.0MAX	80
HS301S09015	115V	9	167	1.5VA	13.9	T 70 B	10KV	25.0MAX	80
HS301S10015	115V	10	150	1.5VA	14.9	T 70 B	10KV	25.0MAX	80
HS301S12015	115V	12	125	1.5VA	19.8	T 70 B	10KV	25.0MAX	80
HS301S15015	115V	15	100	1.5VA	24.9	T 70 B	10KV	25.0MAX	80
HS301S18015	115V	18	83	1.5VA	29.8	T 70 B	10KV	25.0MAX	80
HS301S24015	115V	24	63	1.5VA	40.5	T 70 B	10KV	25.0MAX	80
HS302S06015	230V	6	250	1.5VA	10	T 70 B	10KV	25.0MAX	80
HS302S10015	230V	9	167	1.5VA	13.9	T 70 B	10KV	25.0MAX	80
HS302S09015	230V	10	150	1.5VA	14.9	T 70 B	10KV	25.0MAX	80
HS302S12015	230V	12	125	1.5VA	19.8	T 70 B	10KV	25.0MAX	80
HS302S15015	230V	15	100	1.5VA	24.9	T 70 B	10KV	25.0MAX	80
HS302S18015	230V	18	83	1.5VA	29.8	T 70 B	10KV	25.0MAX	80
HS302S24015	230V	24	63	1.5VA	40.5	T 70 B	10KV	25.0MAX	80

ELECTRICAL SPECIFICATION 电气规格

2.0VA EI30-12.5 SERIES

Order Number	Input Voltage(V)	SEC.Voltage (V)	Rated Current (mA)	Rated Power (VA)	No-load Voltage (V)	Ambient TEMP.(℃)	Surge Voltage	Height Dimension H(mm)	Weight(g)
HS301S06020	115V	6	333	2.0VA	10.4	T 50 B	10KV	25.0MAX	80
HS301S09020	115V	9	222	2.0VA	14.5	T 50 B	10KV	25.0MAX	80
HS301S10020	115V	10	200	2.0VA	15.5	T 50 B	10KV	25.0MAX	80
HS301S12020	115V	12	167	2.0VA	20.7	T 50 B	10KV	25.0MAX	80
HS301S15020	115V	15	133	2.0VA	25.8	T 50 B	10KV	25.0MAX	80
HS301S18020	115V	18	111	2.0VA	30.8	T 50 B	10KV	25.0MAX	80
HS301S24020	115V	24	83	2.0VA	41.4	T 50 B	10KV	25.0MAX	80
HS302S06020	230V	6	333	2.0VA	10.4	T 50 B	10KV	25.0MAX	80
HS302S09020	230V	9	222	2.0VA	14.5	T 50 B	10KV	25.0MAX	80
HS302S10020	230V	10	200	2.0VA	15.5	T 50 B	10KV	25.0MAX	80
HS302S12020	230V	12	167	2.0VA	20.7	T 50 B	10KV	25.0MAX	80
HS302S15020	230V	15	133	2.0VA	25.8	T 50 B	10KV	25.0MAX	80
HS302S18020	230V	18	111	2.0VA	30.8	T 50 B	10KV	25.0MAX	80
HS302S24020	230V	24	83	2.0VA	41.4	T 50 B	10KV	25.0MAX	80

2.3VA EI30-18 SERIES

Order Number	Input Voltage(V)	SEC.Voltage (V)	Rated Current (mA)	Rated Power (VA)	No-load Voltage (V)	Ambient TEMP.(℃)	Surge Voltage	Height Dimension H(mm)	Weight(g)
HS301S06023	115V	6	383	2.3VA	10.4	T 70 B	10KV	29.8MAX	110
HS301S09023	115V	9	256	2.3VA	14.5	T 70 B	10KV	29.8MAX	110
HS301S10023	115V	10	230	2.3VA	15.5	T 70 B	10KV	29.8MAX	110
HS301S12023	115V	12	192	2.3VA	20.7	T 70 B	10KV	29.8MAX	110
HS301S15023	115V	15	153	2.3VA	25.8	T 70 B	10KV	29.8MAX	110
HS301S18023	115V	18	128	2.3VA	30.8	T 70 B	10KV	29.8MAX	110
HS301S24023	115V	24	96	2.3VA	41.4	T 70 B	10KV	29.8MAX	110
HS302S06023	230V	6	383	2.3VA	10.4	T 70 B	10KV	29.8MAX	110
HS302S09023	230V	9	256	2.3VA	14.5	T 70 B	10KV	29.8MAX	110
HS302S10023	230V	10	230	2.3VA	15.5	T 70 B	10KV	29.8MAX	110
HS302S12023	230V	12	192	2.3VA	20.7	T 70 B	10KV	29.8MAX	110
HS302S15023	230V	15	153	2.3VA	25.8	T 70 B	10KV	29.8MAX	110
HS302S18023	230V	18	128	2.3VA	30.8	T 70 B	10KV	29.8MAX	110
HS302S24023	230V	24	96	2.3VA	41.4	T 70 B	10KV	29.8MAX	110

2.5VA EI30-18 SERIES

Order Number	Input Voltage(V)	SEC.Voltage (V)	Rated Current (mA)	Rated Power (VA)	No-load Voltage (V)	Ambient TEMP.(℃)	Surge Voltage	Height Dimension H(mm)	Weight(g)
HS301S06025	115V	6	417	2.5VA	10.4	T 50 B	10KV	29.8MAX	110
HS301S09025	115V	9	278	2.5VA	14.5	T 50 B	10KV	29.8MAX	110
HS301S10025	115V	10	250	2.5VA	15.5	T 50 B	10KV	29.8MAX	110
HS301S12025	115V	12	208	2.5VA	20.7	T 50 B	10KV	29.8MAX	110
HS301S15025	115V	15	167	2.5VA	25.8	T 50 B	10KV	29.8MAX	110
HS301S18025	115V	18	139	2.5VA	30.8	T 50 B	10KV	29.8MAX	110
HS301S24025	115V	24	104	2.5VA	41.4	T 50 B	10KV	29.8MAX	110
HS302S06025	230V	6	417	2.5VA	10.4	T 50 B	10KV	29.8MAX	110
HS302S09025	230V	9	278	2.5VA	14.5	T 50 B	10KV	29.8MAX	110
HS302S10025	230V	10	250	2.5VA	15.5	T 50 B	10KV	29.8MAX	110
HS302S12025	230V	12	208	2.5VA	20.7	T 50 B	10KV	29.8MAX	110
HS302S15025	230V	15	167	2.5VA	25.8	T 50 B	10KV	29.8MAX	110
HS302S18025	230V	18	139	2.5VA	30.8	T 50 B	10KV	29.8MAX	110
HS302S24025	230V	24	104	2.5VA	41.4	T 50 B	10KV	29.8MAX	110

EI30 SERIES PACKAGING 包装规格

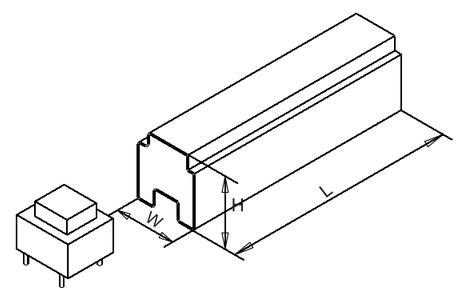

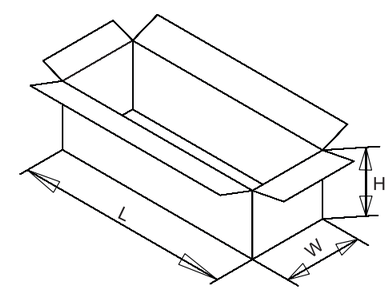

Model	Tube Size LXWXH(mm)	QTY (Per Tube)	Weight (Per Tube)
EI30-5 Series	510X31X26	15PCS	0.668kg
EI30-10.5 Series	510X31X32	15PCS	1.124kg
EI3012.-5 Series	510X31X35	15PCS	1.275 kg
EI30-15.5 Series	510X31X38	15PCS	1.579 kg
EI30-18 Series	510X31X41	15PCS	1.733 kg

Model	Carton Outline LXWXH(mm)	QTY (Per Carton)	Weight (Per Carton)
EI30-5 Series	565X195X140	300PCS	13.5 kg
EI30-10.5 Series	565X195X140	225PCS	16.9 kg
EI3012.-5 Series	565X195X130	150PCS	12.9 kg
EI30-15.5 Series	565X195X130	150PCS	15.9 kg
EI30-18 Series	565X195X140	150PCS	17.5 kg

EE20 MINI SERIES [0.3VA-0.6VA]

FEATURES 产品特点

- VDE,UL5058-1,-2,-3,CE Approved:
  UL file No. E214561 class2/3
  VDE file No. 40032785
- Vacuum Filling
- Split Bobbin Design
- Self-Extinguishing Plastics UL94V-0
- Dielectric Strength:
  Input:230V 4200V
  Input:115V 2800V
- Operation Frequency:50/60Hz
- Inherently Energy Limited
  Resin Class B IEC 85
- (20,000 h Testing to IEC 216)
- Conforms to EN 61558 and UL5085
- 100% Production Tested

- 通过VDE, UL5058–1,–2,–3, CE认证,
  UL认证号为：E214561 class2/3
  VED认证号为：40032785
- 真空灌封
- 双槽胶芯设计
- UL94V-0自熄灭阻燃材料
- 介电强度
  输入230V时:4200Vrms
  输入115V时:2800Vrms
- 工作频率:50/60Hz
- 固有能限设计
- 温度等级B级封胶
  (经过20000小时IEC 216测试)
- 符合EN61558 / UL5085
- 生产线全检

MECHANICAL SPECIFICATION 尺寸图

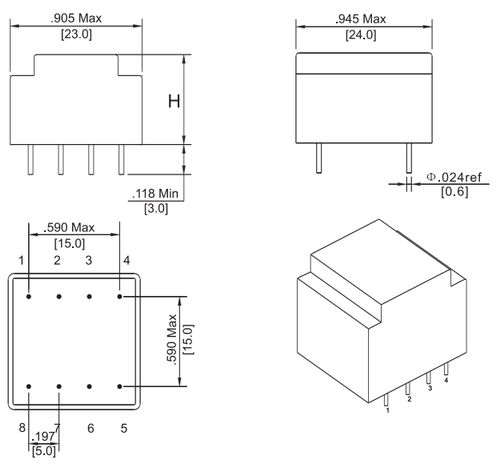

Recommended Drill Hole Diameter for Pins 0.039 inches / 1.0 mm

1 Secondary winding

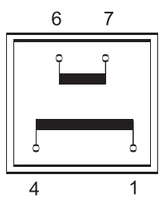

Primary winding

2 Secondary windings

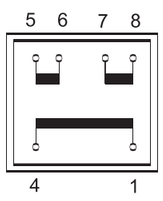

Primary winding

SCHEMATIC 原理图

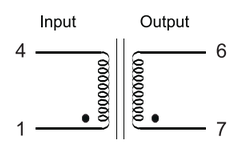

Single output

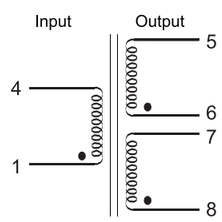

Dual outputs

Bottom view

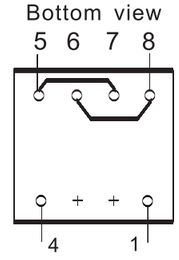

Recommended layout for transformers with 1 Secondary winding (allows the use of a transformer with 2 secondary windings)

ELECTRICAL SPECIFICATIONS 电气规格

0.35VA EE20-6.2 SERIES

Order Number	Input Voltage (V)	SEC. Voltage (V)	Rated Current (mA)	Rated Power (VA)	No-load Voltage (V)	Ambient TEMP. (℃)	Dimension H(mm)	Weight (g)	Certificate			
									VDE	UL	CQC	CE
BV201S06003A	115V	6	58	0.35	9.7	T 50 B	16.0MAX	29	●	●		●
BV201S09003A	115V	9	38.9	0.35	14.7	T 50 B	16.0MAX	29	●	●		●
BV201S10003A	115V	10	35	0.35	15.7	T 50 B	16.0MAX	29	●	●		●
BV201S12003A	115V	12	29	0.35	20	T 50 B	16.0MAX	29	●	●		●
BV201S15003A	115V	15	23.3	0.35	26.1	T 50 B	16.0MAX	29	●	●		●
BV201S18003A	115V	18	19.4	0.35	31.3	T 50 B	16.0MAX	29	●	●		●
BV201S24003A	115V	24	14.6	0.35	40.3	T 50 B	16.0MAX	29	●	●		●
BV201D06003A	115V	2×6	2X29	0.35	2x9.7	T 50 B	16.0MAX	29	●	●		●
BV201D09003A	115V	2×9	2X19.4	0.35	2x14.7	T 50 B	16.0MAX	29	●	●		●
BV201D10003A	115V	2×10	2X17.5	0.35	2X15.7	T 50 B	16.0MAX	29	●	●		●
BV201D12003A	115V	2×12	2X14.6	0.35	2x20	T 50 B	16.0MAX	29	●	●		●
BV201D15003A	115V	2×15	2X11.7	0.35	2x26.1	T 50 B	16.0MAX	29	●	●		●
BV201D18003A	115V	2×18	2X9.7	0.35	2X31.3	T 50 B	16.0MAX	29		●		
BV201D24003A	115V	2×24	2X7.3	0.35	2x40.3	T 50 B	16.0MAX	29		●		
BV202S06003A	230V	6	58	0.35	9.7	T 50 B	16.0MAX	29	●	●	●	●
BV202S09003A	230V	9	38.9	0.35	14.7	T 50 B	16.0MAX	29	●	●	●	●
BV202S10003A	230V	10	35	0.35	15.7	T 50 B	16.0MAX	29	●	●	●	●
BV202S12003A	230V	12	29	0.35	20	T 50 B	16.0MAX	29	●	●	●	●
BV202S15003A	230V	15	23.3	0.35	26.1	T 50 B	16.0MAX	29	●	●	●	●
BV202S18003A	230V	18	19.4	0.35	31.3	T 50 B	16.0MAX	29	●	●	●	●
BV202S24003A	230V	24	14.6	0.35	40.3	T 50 B	16.0MAX	29	●	●	●	●
BV202D06003A	230V	2×6	2X29	0.35	2x9.7	T 50 B	16.0MAX	29	●	●	●	●
BV202D09003A	230V	2×9	2X19.4	0.35	2x14.7	T 50 B	16.0MAX	29	●	●	●	●
BV202D10003A	230V	2×10	2X17.5	0.35	2X15.7	T 50 B	16.0MAX	29	●	●	●	●
BV202D12003A	230V	2×12	2X14.6	0.35	2x20	T 50 B	16.0MAX	29	●	●	●	●
BV202D15003A	230V	2×15	2X11.7	0.35	2x26.1	T 50 B	16.0MAX	29	●	●	●	●
BV202D18003A	230V	2×18	2X9.7	0.35	2X31.3	T 50 B	16.0MAX	29		●		
BV202D24003A	230V	2×24	2X7.3	0.35	2x40.3	T 50 B	16.0MAX	29		●		

0.5VA EE20-10.5 SERIES

Order Number	Input Voltage (V)	SEC. Voltage (V)	Rated Power (VA)	Rated Power (VA)	No-load Voltage (V)	Ambient TEMP. (℃)	Dimension H(mm)	Weight (g)	Certificate		
									UL	CQC	CE
BV201S06005	115V	6	83.3	0.5	11V	T 50 B	19.5MAX	40	●		
BV201S09005	115V	9	55.6	0.5	16.5V	T 50 B	19.5MAX	40	●		
BV201S10005	115V	10	50	0.5	17.5V	T 50 B	19.5MAX	40	●		
BV201S12005	115V	12	41.7	0.5	20.6	T 50 B	19.5MAX	40	●		
BV201S15005	115V	15	33.3	0.5	26	T 50 B	19.5MAX	40	●		
BV201S18005	115V	18	27.8	0.5	30	T 50 B	19.5MAX	40	●		
BV201S24005	115V	24	20.8	0.5	41.1	T 50 B	19.5MAX	40	●		
BV201D06005	115V	2×6	2X41.7	0.5	2x10.9	T 50 B	19.5MAX	40	●		
BV201D09005	115V	2×9	2X27.8	0.5	2x16.4	T 50 B	19.5MAX	40	●		
BV201D10005	115V	2×10	2X25	0.5	2x17.4	T 50 B	19.5MAX	40	●		
BV201D12005	115V	2×12	2X20.8	0.5	2x20.6	T 50 B	19.5MAX	40	●		
BV201D15005	115V	2×15	2X16.7	0.5	2x25.8	T 50 B	19.5MAX	40	●		
BV201D18005	115V	2×18	2X13.9	0.5	2X29.5	T 50 B	19.5MAX	40	●		
BV201D24005	115V	2×24	2X10.4	0.5	2x40.5	T 50 B	19.5MAX	40	●		
BV202S06005	230V	6	83.3	0.5	11V	T 50 B	19.5MAX	40	●	●	
BV202S09005	230V	9	55.6	0.5	16.5V	T 50 B	19.5MAX	40	●	●	
BV202S10005	230V	10	50	0.5	17.5V	T 50 B	19.5MAX	40	●	●	
BV202S12005	230V	12	41.7	0.5	20.6	T 50 B	19.5MAX	40	●	●	
BV202S15005	230V	15	33.3	0.5	26	T 50 B	19.5MAX	40	●	●	
BV202S18005	230V	18	27.8	0.5	30	T 50 B	19.5MAX	40	●	●	
BV202S24005	230V	24	20.8	0.5	41.1	T 50 B	19.5MAX	40	●	●	
BV202D06005	230V	2×6	2X41.7	0.5	2x10.9	T 50 B	19.5MAX	40	●	●	
BV202D09005	230V	2×9	2X27.8	0.5	2x16.4	T 50 B	19.5MAX	40	●	●	
BV202D10005	230V	2×10	2X25	0.5	2x17.4	T 50 B	19.5MAX	40	●	●	
BV202D12005	230V	2×12	2X20.8	0.5	2x20.6	T 50 B	19.5MAX	40	●	●	
BV202D15005	230V	2×15	2X16.7	0.5	2x25.8	T 50 B	19.5MAX	40	●	●	
BV202D18005	230V	2×18	2X13.9	0.5	2X29.5	T 50 B	19.5MAX	40	●		
BV202D24005	230V	2×24	2X10.4	0.5	2x40.5	T 50 B	19.5MAX	40	●		

ELECTRICAL SPECIFICATIONS 电气规格

0.6VA EE20-10.5 SERIES

Order Number	Input Voltage (V)	SEC. Voltage (V)	Rated Current (mA)	Rated Power (VA)	No-load Voltage (V)	Ambient TEMP. (℃)	Dimension H(mm)	Weight (g)	Certificate			
									VDE	UL	CQC	CE
BV201S06006	115V	6	100.0	0.6	11V	T 50 B	19.5MAX	40	●	●		●
BV201S09006	115V	9	66.7	0.6	16.5V	T 50 B	19.5MAX	40	●	●		●
BV201S10006	115V	10	60.0	0.6	17.6V	T 50 B	19.5MAX	40	●	●		●
BV201S12006	115V	12	50.0	0.6	20.6	T 50 B	19.5MAX	40	●	●		●
BV201S15006	115V	15	40.0	0.6	26	T 50 B	19.5MAX	40	●	●		●
BV201S18006	115V	18	33.3	0.6	30	T 50 B	19.5MAX	40	●	●		●
BV201S24006	115V	24	25.0	0.6	41.1	T 50 B	19.5MAX	40	●	●		●
BV201D06006	115V	2×6	50.0	0.6	2x10.9	T 50 B	19.5MAX	40	●	●		●
BV201D09006	115V	2×9	33.3	0.6	2x16.4	T 50 B	19.5MAX	40	●	●		●
BV201D10006	115V	2X10	30.0	0.6	2X17.5	T 50 B	19.5MAX	40	●	●		●
BV201D12006	115V	2×12	25.0	0.6	2x20.6	T 50 B	19.5MAX	40	●	●		●
BV201D15006	115V	2×15	20.0	0.6	2x25.8	T 50 B	19.5MAX	40		●		
BV201D18006	115V	2×18	16.7	0.6	2X29.5	T 50 B	19.5MAX	40		●		
BV201D24006	115V	2×24	12.5	0.6	2x40.5	T 50 B	19.5MAX	40		●		
BV202S06006	230V	6	100.0	0.6	11V	T 50 B	19.5MAX	40	●	●	●	●
BV202S09006	230V	9	66.7	0.6	16.5V	T 50 B	19.5MAX	40	●	●	●	●
BV202S10006	230V	10	60.0	0.6	17.5V	T 50 B	19.5MAX	40	●	●	●	●
BV202S12006	230V	12	50.0	0.6	20.6	T 50 B	19.5MAX	40	●	●	●	●
BV202S15006	230V	15	40.0	0.6	26	T 50 B	19.5MAX	40	●	●	●	●
BV202S18006	230V	18	33.3	0.6	30	T 50 B	19.5MAX	40	●	●	●	●
BV202S24006	230V	24	25.0	0.6	41.1	T 50 B	19.5MAX	40	●	●	●	●
BV202D06006	230V	2×6	50.0	0.6	2x10.9	T 50 B	19.5MAX	40	●	●	●	●
BV202D09006	230V	2×9	33.3	0.6	2x16.4	T 50 B	19.5MAX	40	●	●	●	●
BV202D10006	230V	2X10	30.0	0.6	2X17.5	T 50 B	19.5MAX	40	●	●	●	●
BV202D12006	230V	2×12	25.0	0.6	2x20.6	T 50 B	19.5MAX	40	●	●	●	●
BV202D15006	230V	2×15	20.0	0.6	2x25.8	T 50 B	19.5MAX	40		●		
BV202D18006	230V	2×18	16.7	0.6	2X29.5	T 50 B	19.5MAX	40		●		
BV202D24006	230V	2×24	12.5	0.6	2x40.5	T 50 B	19.5MAX	40		●		

EE20 SERIES PACKAGING 包装规格

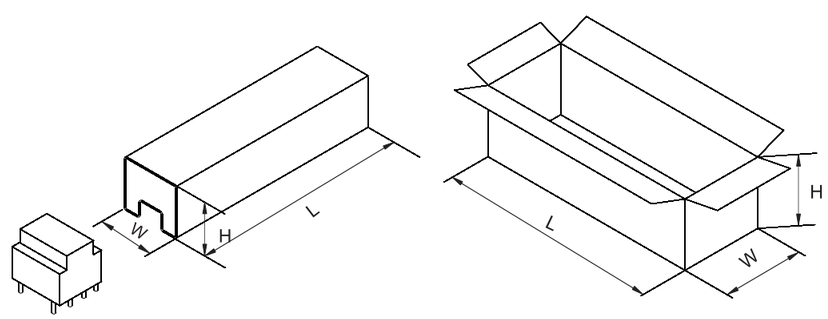

Model	Tube Size LXWXH(mm)	QTY (Per Tube)	Weight (Per Tube)
EE20-6.2 Series	510X31X26	20PCS	0.58kg
EE20-10.5 Series	510X31X32	20PCS	0.80kg

Model	Carton Outline LXWXH(mm)	QTY (Per Carton)	Weight (Per Carton)
EE20-6.2 Series	565X195X140	480PCS	14.3kg
EE20-10.5 Series	565X195X140	360PCS	14.1kg

EI30 SERIES [0.6VA-3.0VA]

FEATURES

- VDE,CUL,UL,CE,CQC Approved:
  UL file No. E214561,E177998
  VDE file No. 40022230
  CQC file No. CQC09001030821
- Vacuum Filling
- Split Bobbin Design
- Self-Extinguishing Plastics UL94V-0
- Dielectric Strength:
  INPUT:230V 4200Vrms
  INPUT:115V 2800Vrms
- Operation Frequency:50/60Hz
- Inherently Energy Limited
- Resin Class B IEC 85
  (20,000 h Testing to IEC 216)
- Conforms to EN 61558 /EN 60950/UL5085/UL506
- 100% Production Tested

* To be noted:2x18V and 2x24V models are non-VDE-approved, Those transformers meet all requirement of EN 61558-2-4.
The mark with ▲ are UL 5085–1,–2, Approved
The mark with ★ are UL 5085–1,–2,–3, Approved

产品特点

- 通过VDE,CUL,UL,CE,CQC认证，
  UL认证号为：E214561/E177998
  VDE认证号为：40022230
  CQC认证号为：CQC09001030821
- 真空灌封
- 双槽胶芯设计
- UL94V-0自熄灭阻燃材料
- 介电强度
  输入230V时:4200Vrms
  输入115V时:2800Vrms
- 工作频率:50/60Hz
- 固有能限设计
- 温度等级B级封胶
  (经过20000小时IEC 216测试)
- 符合EN61558/EN60950/UL5085/UL506
- 生产线全检

* 注：标记*的变压器(2X18V,2X24V)
没有VDE认证，但符合 EN61558-2-4标准的所有要求
标记▲通过UL5085-1,-2认证
标记★通过UL5085-1,-2,-3认证

MECHANICAL SPECIFICATION 尺寸图

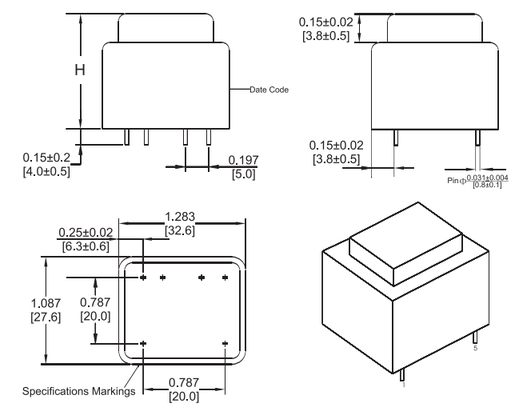

Recommended Drill Hole Diameter for Pins 0.051 inches / 1.30mm

1 Secondary winding

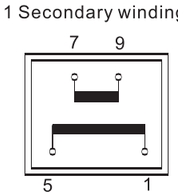

Primary winding

2 Secondary windings

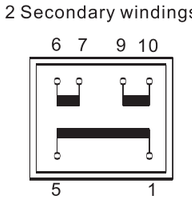

Primary winding

SCHEMATIC 原理图

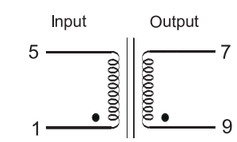

Single output

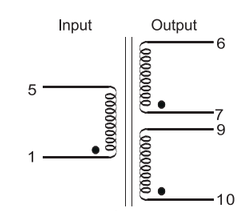

Dual outputs

ELECTRICAL SPECIFICATIONS 电气规格

0.6VA EI30-5 SERIES

Order Number	Input Voltage (V)	SEC. Voltage (V)	Rated Current (mA)	Rated Power (VA)	No-load Voltage (V)	Ambient TEMP. (℃)	Dimension H(mm)	Weight (g)	Certificate			
									VDE	UL	CQC	CE
BV301S06006	115V	6	100	0.6	10.5	T 70 B	15.7MAX	40	●	★		●
BV301S09006	115V	9	66	0.6	15.5	T 70 B	15.7MAX	40	●	★		●
BV301S10006	115V	10	60	0.6	15.5	T 70 B	15.7MAX	40	●	★		●
BV301S12006	115V	12	50	0.6	20.5	T 70 B	15.7MAX	40	●	★		●
BV301S15006	115V	15	40	0.6	25.4	T 70 B	15.7MAX	40	●	★		●
BV301S18006	115V	18	33	0.6	30.4	T 70 B	15.7MAX	40	●	★		●
BV301S24006	115V	24	25	0.6	40.4	T 70 B	15.7MAX	40	●	★		●
BV301D06006	115V	2×6	2X50	0.6	2x10.5	T 70 B	15.7MAX	40	●	★		●
BV301D09006	115V	2×9	2X33	0.6	2x15.5	T 70 B	15.7MAX	40	●	★		●
BV301D10006	115V	2×10	2X30	0.6	2x15.5	T 70 B	15.7MAX	40	●	★		●
BV301D12006	115V	2×12	2X25	0.6	2x20.5	T 70 B	15.7MAX	40	●	★		●
BV301D15006	115V	2×15	2X20	0.6	2x25.0	T 70 B	15.7MAX	40	●	▲		●
BV301D18006	115V	2×18	2X17	0.6	2x30.4	T 70 B	15.7MAX	40		▲		
BV301D24006	115V	2×24	2X12	0.6	2x40.4	T 70 B	15.7MAX	40		▲		
BV302S06006	230V	6	100	0.6	10.5	T 70 B	15.7MAX	40	●	★	●	●
BV302S09006	230V	9	66	0.6	15.5	T 70 B	15.7MAX	40	●	★	●	●
BV302S10006	230V	10	60	0.6	15.5	T 70 B	15.7MAX	40	●	★	●	●
BV302S12006	230V	12	50	0.6	20.5	T 70 B	15.7MAX	40	●	★	●	●
BV302S15006	230V	15	40	0.6	25.4	T 70 B	15.7MAX	40	●	★	●	●
BV302S18006	230V	18	33	0.6	30.4	T 70 B	15.7MAX	40	●	★	●	●
BV302S24006	230V	24	25	0.6	40.4	T 70 B	15.7MAX	40	●	★	●	●
BV302D06006	230V	2×6	2X50	0.6	2x10.5	T 70 B	15.7MAX	40	●	★	●	●
BV302D09006	230V	2×9	2X33	0.6	2x15.5	T 70 B	15.7MAX	40	●	★	●	●
BV302D10006	230V	2×10	2X30	0.6	2x15.5	T 70 B	15.7MAX	40	●	★	●	●
BV302D12006	230V	2×12	2X25	0.6	2x20.5	T 70 B	15.7MAX	40	●	★	●	●
BV302D15006	230V	2×15	2X20	0.6	2x25.0	T 70 B	15.7MAX	40	●	▲	●	●
BV302D18006	230V	2×18	2X17	0.6	2x30.4	T 70 B	15.7MAX	40		▲		
BV302D24006	230V	2×24	2X12	0.6	2x40.4	T 70 B	15.7MAX	40		▲		

1.0VA EI30-10.5 SERIES

Order Number	Input Voltage (V)	SEC. Voltage (V)	Rated Current (mA)	Rated Power (VA)	No-load Voltage (V)	Ambient TEMP. (℃)	Dimension H(mm)	Weight (g)	Certificate			
									VDE	UL	CQC	CE
BV301S06010	115V	6	167	1	8.6	T 70 B	22.3MAX	70	●	★		●
BV301S09010	115V	9	111	1	12.9	T 70 B	22.3MAX	70	●	★		●
BV301S10010	115V	10	100	1	12.9	T 70 B	22.3MAX	70	●	★		●
BV301S12010	115V	12	83	1	17.2	T 70 B	22.3MAX	70	●	★		●
BV301S15010	115V	15	67	1	21.6	T 70 B	22.3MAX	70	●	★		●
BV301S18010	115V	18	56	1	25.9	T 70 B	22.3MAX	70	●	★		●
BV301S24010	115V	24	42	1	37.9	T 70 B	22.3MAX	70	●	★		●
BV301D06010	115V	2×6	2x83	1	2X8.6	T 70 B	22.3MAX	70	●	★		●
BV301D09010	115V	2×9	2x56	1	2X12.9	T 70 B	22.3MAX	70	●	★		●
BV301D10010	115V	2×10	2x50	1	2X12.9	T 70 B	22.3MAX	70	●	★		●
BV301D12010	115V	2×12	2x42	1	2X19	T 70 B	22.3MAX	70	●	▲		●
BV301D15010	115V	2×15	2x33	1	2X23.6	T 70 B	22.3MAX	70	●	▲		●
BV301D18010	115V	2×18	2x28	1	2X24.9	T 70 B	22.3MAX	70		▲		
BV301D24010	115V	2×24	2x21	1	2X37.9	T 70 B	22.3MAX	70		★		
BV302S06010	230V	6	167	1	8.6	T 70 B	22.3MAX	70	●	★	●	●
BV302S09010	230V	9	111	1	12.9	T 70 B	22.3MAX	70	●	★	●	●
BV302S10010	230V	10	100	1	12.9	T 70 B	22.3MAX	70	●	★	●	●
BV302S12010	230V	12	83	1	17.2	T 70 B	22.3MAX	70	●	★	●	●
BV302S15010	230V	15	67	1	21.6	T 70 B	22.3MAX	70	●	★	●	●
BV302S18010	230V	18	56	1	25.9	T 70 B	22.3MAX	70	●	★	●	●
BV302S24010	230V	24	42	1	37.9	T 70 B	22.3MAX	70	●	★	●	●
BV302D06010	230V	2×6	2x83	1	2X8.6	T 70 B	22.3MAX	70	●	★	●	●
BV302D09010	230V	2×9	2x56	1	2X12.9	T 70 B	22.3MAX	70	●	★	●	●
BV302D10010	230V	2×10	2x50	1	2X12.9	T 70 B	22.3MAX	70	●	★	●	●
BV302D12010	230V	2×12	2x42	1	2X19	T 70 B	22.3MAX	70	●	★	●	●
BV302D15010	230V	2×15	2x33	1	2X23.6	T 70 B	22.3MAX	70		▲		
BV302D18010	230V	2×18	2x28	1	2X24.9	T 70 B	22.3MAX	70		▲		
BV302D24010	230V	2×24	2x21	1	2X37.9	T 70 B	22.3MAX	70		▲		

1.2VA EI30-10.5 SERIES

Order Number	Input Voltage (V)	SEC. Voltage (V)	Rated Current (mA)	Rated Power (VA)	No-load Voltage (V)	Ambient TEMP. (℃)	Dimension H(mm)	Weight (g)	Certificate			
									VDE	UL	CQC	CE
BV301S06012	115V	6	200.00	1.2	10.1	T 40 B	22.3MAX	70		▲		
BV301S09012	115V	9	133.33	1.2	15.3	T 40 B	22.3MAX	70		▲		
BV301S10012	115V	10	120.00	1.2	15.3	T 40 B	22.3MAX	70		▲		
BV301S12012	115V	12	100.00	1.2	20.2	T 40 B	22.3MAX	70		▲		
BV301S15012	115V	15	80.00	1.2	25.3	T 40 B	22.3MAX	70		▲		
BV301S18012	115V	18	66.67	1.2	31.2	T 40 B	22.3MAX	70		▲		
BV301S24012	115V	24	50.00	1.2	43.3	T 40 B	22.3MAX	70		▲		
BV301D06012	115V	2×6	2x100	1.2	2X10.1	T 40 B	22.3MAX	70		▲		
BV301D09012	115V	2×9	2x66.67	1.2	2X15.3	T 40 B	22.3MAX	70		▲		
BV301D10012	115V	2×10	2x60	1.2	2X15.3	T 40 B	22.3MAX	70		▲		
BV301D12012	115V	2×12	2x50	1.2	2X20.2	T 40 B	22.3MAX	70		▲		
BV301D15012	115V	2×15	2x40	1.2	2X25.0	T 40 B	22.3MAX	70		▲		
BV301D18012	115V	2×18	2x33.33	1.2	2X31	T 40 B	22.3MAX	70		▲		
BV301D24012	115V	2×24	2x25	1.2	2X43	T 40 B	22.3MAX	70		▲		
BV302S06012	230V	6	200.00	1.2	10.1	T 40 B	22.3MAX	70		▲		
BV302S09012	230V	9	133.33	1.2	15.3	T 40 B	22.3MAX	70		▲		
BV302S10012	230V	10	120.00	1.2	15.3	T 40 B	22.3MAX	70		▲		
BV302S12012	230V	12	100.00	1.2	20.2	T 40 B	22.3MAX	70		▲		
BV302S15012	230V	15	80.00	1.2	25.3	T 40 B	22.3MAX	70		▲		
BV302S18012	230V	18	66.67	1.2	31.2	T 40 B	22.3MAX	70		▲		
BV302S24012	230V	24	50.00	1.2	43.3	T 40 B	22.3MAX	70		▲		
BV302D06012	230V	2×6	2x100	1.2	2X10.1	T 40 B	22.3MAX	70		▲		
BV302D09012	230V	2×9	2x66.67	1.2	2X15.3	T 40 B	22.3MAX	70		▲		
BV302D10012	230V	2×10	2x60	1.2	2X15.3	T 40 B	22.3MAX	70		▲		
BV302D12012	230V	2×12	2x50	1.2	2X20.2	T 40 B	22.3MAX	70		▲		
BV302D15012	230V	2×15	2x40	1.2	2X25.0	T 40 B	22.3MAX	70		▲		
BV302D18012	230V	2×18	2x33.33	1.2	2X31	T 40 B	22.3MAX	70		▲		
BV302D24012	230V	2×24	2x25	1.5	2X434	T 40 B	22.3MAX	70		▲		

1.5VA EI30-10.5 SERIES

Order Number	Input Voltage (V)	SEC. Voltage (V)	Rated Current (mA)	Rated Power (VA)	No-load Voltage (V)	Ambient TEMP. (℃)	Dimension H(mm)	Weight (g)	Certificate			
									VDE	UL	CQC	CE
BV301S06015A	115V	6	250	1.5	10.1	T 40 B	22.3MAX	70	●	★		●
BV301S09015A	115V	9	167	1.5	15.3	T 40 B	22.3MAX	70	●	★		●
BV301S10015A	115V	10	150	1.5	15.3	T 40 B	22.3MAX	70	●	★		●
BV301S12015A	115V	12	125	1.5	20.2	T 40 B	22.3MAX	70	●	★		●
BV301S15015A	115V	15	100	1.5	25.3	T 40 B	22.3MAX	70	●	★		●
BV301S18015A	115V	18	83	1.5	31.2	T 40 B	22.3MAX	70	●	★		●
BV301S24015A	115V	24	63	1.5	43.3	T 40 B	22.3MAX	70	●	★		●
BV301D06015A	115V	2×6	2x125	1.5	2X10.1	T 40 B	22.3MAX	70	●	★		●
BV301D09015A	115V	2×9	2x83	1.5	2X15.3	T 40 B	22.3MAX	70	●	★		●
BV301D10015A	115V	2×10	2x75	1.5	2X15.3	T 40 B	22.3MAX	70	●	★		●
BV301D12015A	115V	2×12	2x63	1.5	2X20.2	T 40 B	22.3MAX	70	●	★		●
BV301D15015A	115V	2×15	2x50	1.5	2X25.0	T 40 B	22.3MAX	70	●	▲		●
BV301D18015A	115V	2×18	2x42	1.5	2X31	T 40 B	22.3MAX	70		▲		
BV301D24015A	115V	2×24	2x31	1.5	2X43	T 40 B	22.3MAX	70		▲		
BV302S06015A	230V	6	250	1.5	10.1	T 40 B	22.3MAX	70	●	★	●	●
BV302S09015A	230V	9	167	1.5	15.3	T 40 B	22.3MAX	70	●	★	●	●
BV302S10015A	230V	10	150	1.5	15.3	T 40 B	22.3MAX	70	●	★	●	●
BV302S12015A	230V	12	125	1.5	20.2	T 40 B	22.3MAX	70	●	★	●	●
BV302S15015A	230V	15	100	1.5	25.3	T 40 B	22.3MAX	70	●	★	●	●
BV302S18015A	230V	18	83	1.5	31.2	T 40 B	22.3MAX	70	●	★	●	●
BV302S24015A	230V	24	63	1.5	43.3	T 40 B	22.3MAX	70	●	★	●	●
BV302D06015A	230V	2×6	2x125	1.5	2X10.1	T 40 B	22.3MAX	70	●	★	●	●
BV302D09015A	230V	2×9	2x83	1.5	2X15.3	T 40 B	22.3MAX	70	●	★	●	●
BV302D10015A	230V	2×10	2x75	1.5	2X15.3	T 40 B	22.3MAX	70	●	★	●	●
BV302D12015A	230V	2×12	2x63	1.5	2X20.2	T 40 B	22.3MAX	70	●	★	●	●
BV302D15015A	230V	2×15	2x50	1.5	2X25.0	T 40 B	22.3MAX	70	●	▲	●	●
BV302D18015A	230V	2×18	2x42	1.5	2X31	T 40 B	22.3MAX	70		▲		
BV302D24015A	230V	2×24	2x31	1.5	2X43	T 40 B	22.3MAX	70		▲		

ELECTRICAL SPECIFICATIONS 电气规格

1.5VA EI30-12.5 SERIES

Order Number	Input Voltage (V)	SEC. Voltage (V)	Rated Current (VA)	Rated Power (VA)	No-load Voltage (V)	Ambient TEMP. (℃)	Dimension H(mm)	Weight (g)	Certificate			
									VDE	UL	CQC	CE
BV301S06015	115V	6	250	1.5	9.7	T 70 B	24.4MAX	80	●	★		●
BV301S09015	115V	9	167	1.5	14.5	T 70 B	24.4MAX	80	●	★		●
BV301S10015	115V	10	150	1.5	14.5	T 70 B	24.4MAX	80	●	★		●
BV301S12015	115V	12	125	1.5	19.3	T 70 B	24.4MAX	80	●	★		●
BV301S15015	115V	15	100	1.5	24.2	T 70 B	24.4MAX	80	●	★		●
BV301S18015	115V	18	83	1.5	29.8	T 70 B	24.4MAX	80	●	★		●
BV301S24015	115V	24	63	1.5	38.6	T 70 B	24.4MAX	80	●	★		●
BV301D06015	115V	2×6	2x125	1.5	2X9.7	T 70 B	24.4MAX	80	●	★		●
BV301D09015	115V	2×9	2x83	1.5	2X15.3	T 70 B	24.4MAX	80	●	★		●
BV301D10015	115V	2×10	2x75	1.5	2X15.3	T 70 B	24.4MAX	80	●	★		●
BV301D12015	115V	2×12	2x63	1.5	2X19.3	T 70 B	24.4MAX	80	●	★		●
BV301D15015	115V	2×15	2x50	1.5	2X24.2	T 70 B	24.4MAX	80	●	★		●
BV301D18015	115V	2×18	2x42	1.5	2X29	T 70 B	24.4MAX	80		▲		
BV301D24015	115V	2×24	2x31	1.5	2X38.6	T 70 B	24.4MAX	80		▲		
BV302S06015	230V	6	250	1.5	9.7	T 70 B	24.4MAX	80	●	★	●	●
BV302S09015	230V	9	167	1.5	14.5	T 70 B	24.4MAX	80	●	★	●	●
BV302S10015	230V	10	150	1.5	14.5	T 70 B	24.4MAX	80	●	★	●	●
BV302S12015	230V	12	125	1.5	19.3	T 70 B	24.4MAX	80	●	★	●	●
BV302S15015	230V	15	100	1.5	24.2	T 70 B	24.4MAX	80	●	★	●	●
BV302S18015	230V	18	83	1.5	29.8	T 70 B	24.4MAX	80	●	★	●	●
BV302S24015	230V	24	63	1.5	38.6	T 70 B	24.4MAX	80	●	★	●	●
BV302D06015	230V	2×6	2x125	1.5	2X9.7	T 70 B	24.4MAX	80	●	★	●	●
BV302D09015	230V	2×9	2x83	1.5	2X15.3	T 70 B	24.4MAX	80	●	★	●	●
BV302D10015	230V	2×10	2x75	1.5	2X15.3	T 70 B	24.4MAX	80	●	★	●	●
BV302D12015	230V	2×12	2x63	1.5	2X19.3	T 70 B	24.4MAX	80	●	★	●	●
BV302D15015	230V	2×15	2x50	1.5	2X24.2	T 70 B	24.4MAX	80	●	★	●	●
BV302D18015	230V	2×18	2x42	1.5	2X29	T 70 B	24.4MAX	80		▲		
BV302D24015	230V	2×24	2x31	1.5	2X38.6	T 70 B	24.4MAX	80		▲		

1.5VA EI30-12.5 SERIES

Order Number	Input Voltage (V)	SEC. Voltage (V)	Rated Current (VA)	Rated Power (VA)	No-load Voltage (V)	Ambient TEMP. (℃)	Dimension H(mm)	Weight (g)	Certificate			
									VDE	UL	CQC	CE
BV301S06015-006	115V	6	250	1. 5	9. 7	T 70 B	22.3MAX	80	●	★		●
BV301S09015-006	115V	9	167	1. 5	14. 5	T 70 B	22.3MAX	80	●	★		●
BV301S10015-006	115V	10	167	1. 5	14. 5	T 70 B	22.3MAX	80	●	★		●
BV301S12015-006	115V	12	150	1. 5	19. 3	T 70 B	22.3MAX	80	●	★		●
BV301S15015-006	115V	15	100	1. 5	24. 2	T 70 B	22.3MAX	80	●	★		●
BV301S18015-006	115V	18	83	1. 5	29. 8	T 70 B	22.3MAX	80	●	★		●
BV301S24015-006	115V	24	63	1. 5	38.6	T 70 B	22.3MAX	80	●	★		●
BV301D06015-006	115V	2×6	2X125	1. 5	2X9.7	T 70 B	22.3MAX	80	●	★		●
BV301D09015-006	115V	2×9	2X83	1. 5	2X15.3	T 70 B	22.3MAX	80	●	★		●
BV301D10015-006	115V	2×10	2X75	1. 5	2X15.3	T 70 B	22.3MAX	80	●	★		●
BV301D12015-006	115V	2×12	2X63	1. 5	2X19. 3	T 70 B	22.3MAX	80	●	★		●
BV301D15015-006	115V	2×15	2X50	1. 5	2X24.2	T 70 B	22.3MAX	80	●	★		●
BV301D18015-006	115V	2×18	2X42	1. 5	2X29	T 70 B	22.3MAX	80		▲		
BV301D24015-006	115V	2×24	2X31	1. 5	2X38.6	T 70 B	22.3MAX	80		▲		
BV302S06015-006	230V	6	250	1. 5	9. 7	T 70 B	22.3MAX	80	●	★	●	●
BV302S09015-006	230V	9	167	1. 5	14. 5	T 70 B	22.3MAX	80	●	★	●	●
BV302S10015-006	230V	10	150	1. 5	14. 5	T 70 B	22.3MAX	80	●	★	●	●
BV302S12015-006	230V	12	125	1. 5	19. 3	T 70 B	22.3MAX	80	●	★	●	●
BV302S15015-006	230V	15	100	1. 5	24. 2	T 70 B	22.3MAX	80	●	★	●	●
BV302S18015-006	230V	18	83	1. 5	29. 8	T 70 B	22.3MAX	80	●	★	●	●
BV302S24015-006	230V	24	63	1. 5	38.6	T 70 B	22.3MAX	80	●	★	●	●
BV302D06015-006	230V	2×6	2X125	1. 5	2X9.7	T 70 B	22.3MAX	80	●	★	●	●
BV302D09015-006	230V	2×9	2X83	1. 5	2X15.3	T 70 B	22.3MAX	80	●	★	●	●
BV302D10015-006	230V	2×10	2X75	1. 5	2X15.3	T 70 B	22.3MAX	80	●	★	●	●
BV302D12015-006	230V	2×12	2X63	1. 5	2X19. 3	T 70 B	22.3MAX	80	●	★	●	●
BV302D15015-006	230V	2×15	2X50	1. 5	2X24.2	T 70 B	22.3MAX	80	●	★	●	●
BV302D18015-006	230V	2×18	2X42	1. 5	2X29	T 70 B	22.3MAX	80		▲		
BV302D24015-006	230V	2×24	2X31	1. 5	2X38.6	T 70 B	22.3MAX	80		▲		

1.7VA EI30-12.5 SERIES

Order Number	Input Voltage (V)	SEC. Voltage (V)	Rated Current (mA)	Rated Power (VA)	No-load Voltage (V)	Ambient TEMP. (℃)	Dimension H(mm)	Weight (g)	Certificate			
									VDE	UL	CQC	CE
BV301S06017	115V	6	283.33	1.7	9.8	T 40 B	24.4MAX	80		▲		
BV301S09017	115V	9	188.89	1.7	14.8	T 40 B	24.4MAX	80		▲		
BV301S10017	115V	10	170.00	1.7	14.8	T 40 B	24.4MAX	80		▲		
BV301S12017	115V	12	141.67	1.7	19.7	T 40 B	24.4MAX	80		▲		
BV301S15017	115V	15	113.33	1.7	24.6	T 40 B	24.4MAX	80		▲		
BV301S18017	115V	18	94.44	1.7	30.3	T 40 B	24.4MAX	80		▲		
BV301S24017	115V	24	70.83	1.7	39.3	T 40 B	24.4MAX	80		▲		
BV301D06017	115V	2×6	2X141.67	1.7	2X9.8	T 40 B	24.4MAX	80		▲		
BV301D09017	115V	2×9	2X94.44	1.7	2X15.2	T 40 B	24.4MAX	80		▲		
BV301D10017	115V	2×10	2X85	1.7	2X15.2	T 40 B	24.4MAX	80		▲		
BV301D12017	115V	2×12	2X70.83	1.7	2X19.7	T 40 B	24.4MAX	80		▲		
BV301D15017	115V	2×15	2X56.67	1.7	2X24.6	T 40 B	24.4MAX	80		▲		
BV301D18017	115V	2×18	2X47.22	1.7	2X29.5	T 40 B	24.4MAX	80		▲		
BV301D24017	115V	2×24	2X35.47	1.7	2X39.3	T 40 B	24.4MAX	80		▲		
BV302S06017	230V	6	283.33	1.7	9.8	T 40 B	24.4MAX	80		▲		
BV302S09017	230V	9	188.89	1.7	14.8	T 40 B	24.4MAX	80		▲		
BV302S10017	230V	10	170.00	1.7	14.8	T 40 B	24.4MAX	80		▲		
BV302S12017	230V	12	141.67	1.7	19.7	T 40 B	24.4MAX	80		▲		
BV302S15017	230V	15	113.33	1.7	24.6	T 40 B	24.4MAX	80		▲		
BV302S18017	230V	18	94.44	1.7	30.3	T 40 B	24.4MAX	80		▲		
BV302S24017	230V	24	70.83	1.7	39.3	T 40 B	24.4MAX	80		▲		
BV302D06017	230V	2×6	2X141.67	1.7	2X9.8	T 40 B	24.4MAX	80		▲		
BV302D09017	230V	2×9	2X94.44	1.7	2X15.2	T 40 B	24.4MAX	80		▲		
BV302D10017	230V	2×10	2X85	1.7	2X15.2	T 40 B	24.4MAX	80		▲		
BV302D12017	230V	2×12	2X70.83	1.7	2X19.7	T 40 B	24.4MAX	80		▲		
BV302D15017	230V	2×15	2X56.67	1.7	2X24.6	T 40 B	24.4MAX	80		▲		
BV302D18017	230V	2×18	2X47.22	1.7	2X29.5	T 40 B	24.4MAX	80		▲		
BV302D24017	230V	2×24	2X35.47	1.7	2X39.3	T 40 B	24.4MAX	80		▲		

1.8VA EI30-12.5 SERIES

Order Number	Input Voltage (V)	SEC. Voltage (V)	Rated Current (mA)	Rated Power (VA)	No-load Voltage (V)	Ambient TEMP. (℃)	Dimension H(mm)	Weight (g)	Certificate			
									VDE	UL	CQC	CE
BV301S06018	115V	6	300	1.8	9.8	T 40 B	24.4MAX	80	●	▲		●
BV301S09018	115V	9	200	1.8	14.8	T 40 B	24.4MAX	80	●	▲		●
BV301S10018	115V	10	180	1.8	14.8	T 40 B	24.4MAX	80	●	▲		●
BV301S12018	115V	12	150	1.8	19.7	T 40 B	24.4MAX	80	●	▲		●
BV301S15018	115V	15	120	1.8	24.6	T 40 B	24.4MAX	80	●	▲		●
BV301S18018	115V	18	100	1.8	30.3	T 40 B	24.4MAX	80	●	▲		●
BV301S24018	115V	24	75	1.8	39.3	T 40 B	24.4MAX	80	●	▲		●
BV301D06018	115V	2×6	2x150	1.8	2X9.8	T 40 B	24.4MAX	80	●	▲		●
BV301D09018	115V	2×9	2x100	1.8	2X15.2	T 40 B	24.4MAX	80	●	▲		●
BV301D10018	115V	2×10	2x90	1.8	2X15.2	T 40 B	24.4MAX	80	●	▲		●
BV301D12018	115V	2×12	2x75	1.8	2X19.7	T 40 B	24.4MAX	80	●	▲		●
BV301D15018	115V	2×15	2x60	1.8	2X24.6	T 40 B	24.4MAX	80	●	▲		●
BV301D18018	115V	2×18	2x50	1.8	2X29.5	T 40 B	24.4MAX	80		▲		
BV301D24018	115V	2×24	2x38	1.8	2X39.3	T 40 B	24.4MAX	80		▲		
BV302S06018	230V	6	300	1.8	9.8	T 40 B	24.4MAX	80	●	▲	●	●
BV302S09018	230V	9	200	1.8	14.8	T 40 B	24.4MAX	80	●	▲	●	●
BV302S10018	230V	10	180	1.8	14.8	T 40 B	24.4MAX	80	●	▲	●	●
BV302S12018	230V	12	150	1.8	19.7	T 40 B	24.4MAX	80	●	▲	●	●
BV302S15018	230V	15	120	1.8	24.6	T 40 B	24.4MAX	80	●	▲	●	●
BV302S18018	230V	18	100	1.8	30.3	T 40 B	24.4MAX	80	●	▲	●	●
BV302S24018	230V	24	75	1.8	39.3	T 40 B	24.4MAX	80	●	▲	●	●
BV302D06018	230V	2×6	2x150	1.8	2X9.8	T 40 B	24.4MAX	80	●	▲	●	●
BV302D09018	230V	2×9	2x100	1.8	2X15.2	T 40 B	24.4MAX	80	●	▲	●	●
BV302D10018	230V	2×10	2x90	1.8	2X15.2	T 40 B	24.4MAX	80	●	▲	●	●
BV302D12018	230V	2×12	2x75	1.8	2X19.7	T 40 B	24.4MAX	80	●	▲	●	●
BV302D15018	230V	2×15	2x60	1.8	2X24.6	T 40 B	24.4MAX	80	●	▲	●	●
BV302D18018	230V	2×18	2x50	1.8	2X29.5	T 40 B	24.4MAX	80		▲		
BV302D24018	230V	2×24	2x38	1.8	2X39.3	T 40 B	24.4MAX	80		▲		

ELECTRICAL SPECIFICATIONS 电气规格

2.0VA EI30-15.5 SERIES

Order Number	Input Voltage (V)	SEC. Voltage (V)	Rated Current (mA)	Rated Power (VA)	No-load Voltage (V)	Ambient TEMP. (℃)	Dimension H(mm)	Weight (g)	Certificate			
									VDE	UL	CQC	CE
BV301S06020	115V	6	333	2	10.4	T 70 B	27.4MAX	100	●	★		●
BV301S09020	115V	9	222	2	15.5	T 70 B	27.4MAX	100	●	★		●
BV301S10020	115V	10	200	2	15.5	T 70 B	27.4MAX	100	●	★		●
BV301S12020	115V	12	167	2	20.7	T 70 B	27.4MAX	100	●	★		●
BV301S15020	115V	15	133	2	25.8	T 70 B	27.4MAX	100	●	★		●
BV301S18020	115V	18	111	2	30.8	T 70 B	27.4MAX	100	●	★		●
BV301S24020	115V	24	83	2	41.4	T 70 B	27.4MAX	100	●	★		●
BV301D06020	115V	2×6	2x167	2	2X10.4	T 70 B	27.4MAX	100	●	★		●
BV301D09020	115V	2×9	2x111	2	2X15.4	T 70 B	27.4MAX	100	●	★		●
BV301D10020	115V	2×10	2x100	2	2X15.4	T 70 B	27.4MAX	100	●	★		●
BV301D12020	115V	2×12	2x83	2	2X20.7	T 70 B	27.4MAX	100	●	★		●
BV301D15020	115V	2×15	2x67	2	2X25.0	T 70 B	27.4MAX	100	●	★		●
BV301D18020	115V	2×18	2x56	2	2X30.8	T 70 B	27.4MAX	100		▲		
BV301D24020	115V	2×24	2x42	2	2X41.4	T 70 B	27.4MAX	100		▲		
BV302S06020	230V	6	333	2	10.4	T 70 B	27.4MAX	100	●	★	●	●
BV302S09020	230V	9	222	2	15.5	T 70 B	27.4MAX	100	●	★	●	●
BV302S10020	230V	10	200	2	15.5	T 70 B	27.4MAX	100	●	★	●	●
BV302S12020	230V	12	167	2	20.7	T 70 B	27.4MAX	100	●	★	●	●
BV302S15020	230V	15	133	2	25.8	T 70 B	27.4MAX	100	●	★	●	●
BV302S18020	230V	18	111	2	30.8	T 70 B	27.4MAX	100	●	★	●	●
BV302S24020	230V	24	83	2	41.4	T 70 B	27.4MAX	100	●	★	●	●
BV302D06020	230V	2×6	2x167	2	2X10.4	T 70 B	27.4MAX	100	●	★	●	●
BV302D09020	230V	2×9	2x111	2	2X15.4	T 70 B	27.4MAX	100	●	★	●	●
BV302D10020	230V	2×10	2x100	2	2X15.4	T 70 B	27.4MAX	100	●	★	●	●
BV302D12020	230V	2×12	2x83	2	2X20.7	T 70 B	27.4MAX	100	●	★	●	●
BV302D15020	230V	2×15	2x67	2	2X25.0	T 70 B	27.4MAX	100	●	★	●	●
BV302D18020	230V	2×18	2x56	2	2X30.8	T 70 B	27.4MAX	100		▲		
BV302D24020	230V	2×24	2x42	2	2X41.4	T 70 B	27.4MAX	100		▲		

2.3VA EI30-15.5 SERIES

Order Number	Input Voltage (V)	SEC. Voltage (V)	Rated Current (mA)	Rated Power (VA)	No-load Voltage (V)	Ambient TEMP. (℃)	Dimension H(mm)	Weight (g)	Certificate			
									VDE	UL	CQC	CE
BV301S06023A	115V	6	383	2.3	10.5	T 40 B	27.4MAX	100		▲		
BV301S09023A	115V	9	256	2.3	15.5	T 40 B	27.4MAX	100		▲		
BV301S10023A	115V	10	230	2.3	15.5	T 40 B	27.4MAX	100		▲		
BV301S12023A	115V	12	192	2.3	20.7	T 40 B	27.4MAX	100		▲		
BV301S15023A	115V	15	153	2.3	25.8	T 40 B	27.4MAX	100		▲		
BV301S18023A	115V	18	125	2.3	30.8	T 40 B	27.4MAX	100		▲		
BV301S24023A	115V	24	96	2.3	41.4	T 40 B	27.4MAX	100		▲		
BV301D06023A	115V	2×6	2x192	2.3	2X10.4	T 40 B	27.4MAX	100		▲		
BV301D09023A	115V	2×9	2x128	2.3	2X15.4	T 40 B	27.4MAX	100		▲		
BV301D10023A	115V	2×10	2x115	2.3	2X15.4	T 40 B	27.4MAX	100		▲		
BV301D12023A	115V	2×12	2x96	2.3	2X20.7	T 40 B	27.4MAX	100		▲		
BV301D15023A	115V	2×15	2x77	2.3	2X25.0	T 40 B	27.4MAX	100		▲		
BV301D18023A	115V	2×18	2x64	2.3	2X30.8	T 40 B	27.4MAX	100		▲		
BV301D24023A	115V	2×24	2x48	2.3	2X41.4	T 40 B	27.4MAX	100		▲		
BV302S06023A	230V	6	383	2.3	10.5	T 40 B	27.4MAX	100		▲		
BV302S09023A	230V	9	256	2.3	15.5	T 40 B	27.4MAX	100		▲		
BV302S10023A	230V	10	230	2.3	15.5	T 40 B	27.4MAX	100		▲		
BV302S12023A	230V	12	192	2.3	20.7	T 40 B	27.4MAX	100		▲		
BV302S15023A	230V	15	153	2.3	25.8	T 40 B	27.4MAX	100		▲		
BV302S18023A	230V	18	125	2.3	30.8	T 40 B	27.4MAX	100		▲		
BV302S24023A	230V	24	96	2.3	41.4	T 40 B	27.4MAX	100		▲		
BV302D06023A	230V	2×6	2x192	2.3	2X10.4	T 40 B	27.4MAX	100		▲		
BV302D09023A	230V	2×9	2x128	2.3	2X15.4	T 40 B	27.4MAX	100		▲		
BV302D10023A	230V	2×10	2x115	2.3	2X15.4	T 40 B	27.4MAX	100		▲		
BV302D12023A	230V	2×12	2x96	2.3	2X20.7	T 40 B	27.4MAX	100		▲		
BV302D15023A	230V	2×15	2x77	2.3	2X25.0	T 40 B	27.4MAX	100		▲		
BV302D18023A	230V	2×18	2x64	2.3	2X30.8	T 40 B	27.4MAX	100		▲		
BV302D24023A	230V	2×24	2x48	2.3	2X41.4	T 40 B	27.4MAX	100		▲		

2.4VA EI30-15.5 SERIES

Order Number	Input Voltage (V)	SEC. Voltage (V)	Rated Current (mA)	Rated Power (VA)	No-load Voltage (V)	Ambient TEMP. (℃)	Dimension H(mm)	Weight (g)	Certificate			
									VDE	UL	CQC	CE
BV301S06024	115V	6	400	2.4	10.5	T 40 B	27.4MAX	100	●	▲		●
BV301S09024	115V	9	267	2.4	15.5	T 40 B	27.4MAX	100	●	▲		●
BV301S10024	115V	10	240	2.4	15.5	T 40 B	27.4MAX	100	●	▲		●
BV301S12024	115V	12	200	2.4	20.7	T 40 B	27.4MAX	100	●	▲		●
BV301S15024	115V	15	160	2.4	25.8	T 40 B	27.4MAX	100	●	▲		●
BV301S18024	115V	18	133	2.4	30.8	T 40 B	27.4MAX	100	●	▲		●
BV301S24024	115V	24	100	2.4	41.4	T 40 B	27.4MAX	100	●	▲		●
BV301D06024	115V	2×6	2x200	2.4	2X10.4	T 40 B	27.4MAX	100	●	▲		●
BV301D09024	115V	2×9	2x133	2.4	2X15.4	T 40 B	27.4MAX	100	●	▲		●
BV301D10024	115V	2×10	2x120	2.4	2X15.4	T 40 B	27.4MAX	100	●	▲		●
BV301D12024	115V	2×12	2x100	2.4	2X20.7	T 40 B	27.4MAX	100	●	▲		●
BV301D15024	115V	2×15	2x80	2.4	2X25.0	T 40 B	27.4MAX	100	●	▲		●
BV301D18024	115V	2×18	2x66.5	2.4	2X30.8	T 40 B	27.4MAX	100		▲		●
BV301D24024	115V	2×24	2x50	2.4	2X41.4	T 40 B	27.4MAX	100		▲		●
BV302S06024	230V	6	400	2.4	10.5	T 40 B	27.4MAX	100	●	▲	●	●
BV302S09024	230V	9	267	2.4	15.5	T 40 B	27.4MAX	100	●	▲	●	●
BV302S10024	230V	10	240	2.4	15.5	T 40 B	27.4MAX	100	●	▲	●	●
BV302S12024	230V	12	200	2.4	20.7	T 40 B	27.4MAX	100	●	▲	●	●
BV302S15024	230V	15	160	2.4	25.8	T 40 B	27.4MAX	100	●	▲	●	●
BV302S18024	230V	18	133	2.4	30.8	T 40 B	27.4MAX	100	●	▲	●	●
BV302S24024	230V	24	100	2.4	41.4	T 40 B	27.4MAX	100	●	▲	●	●
BV302D06024	230V	2×6	2x200	2.4	2X10.4	T 40 B	27.4MAX	100	●	▲	●	●
BV302D09024	230V	2×9	2x133	2.4	2X15.4	T 40 B	27.4MAX	100	●	▲	●	●
BV302D10024	230V	2×10	2x120	2.4	2X15.4	T 40 B	27.4MAX	100	●	▲	●	●
BV302D12024	230V	2×12	2x100	2.4	2X20.7	T 40 B	27.4MAX	100	●	▲	●	●
BV302D15024	230V	2×15	2x80	2.4	2X25.0	T 40 B	27.4MAX	100	●	▲	●	●
BV302D18024	230V	2×18	2x66.5	2.4	2X30.8	T 40 B	27.4MAX	100		▲		●
BV302D24024	230V	2×24	2x50	2.4	2X41.4	T 40 B	27.4MAX	100		▲		●

2.3VA EI30-18 SERIES

Order Number	Input Voltage (V)	SEC. Voltage (V)	Rated Current (mA)	Rated Power (VA)	No-load Voltage (V)	Ambient TEMP. (℃)	Dimension H(mm)	Weight (g)	Certificate			
									VDE	UL	CQC	CE
BV301S06023	115V	6	383	2.3	10.5	T 60 B	29.8MAX	110	●	★		●
BV301S09023	115V	9	256	2.3	15.7	T 60 B	29.8MAX	110	●	★		●
BV301S10023	115V	10	230	2.3	15.7	T 60 B	29.8MAX	110	●	★		●
BV301S12023	115V	12	192	2.3	21.0	T 60 B	29.8MAX	110	●	★		●
BV301S15023	115V	15	153	2.3	25.9	T 60 B	29.8MAX	110	●	★		●
BV301S18023	115V	18	128	2.3	31.4	T 60 B	29.8MAX	110	●	★		●
BV301S24023	115V	24	96	2.3	41.9	T 60 B	29.8MAX	110	●	★		●
BV301D06023	115V	2×6	2x192	2.3	2X10.5	T 60 B	29.8MAX	110	●	★		●
BV301D09023	115V	2×9	2x128	2.3	2X15.7	T 60 B	29.8MAX	110	●	★		●
BV301D10023	115V	2×10	2x115	2.3	2X15.7	T 60 B	29.8MAX	110	●	★		●
BV301D12023	115V	2×12	2x96	2.3	2X21.0	T 60 B	29.8MAX	110	●	★		●
BV301D15023	115V	2×15	2x77	2.3	2X25.0	T 60 B	29.8MAX	110	●	▲		●
BV301D18023	115V	2×18	2x64	2.3	2X31.4	T 60 B	29.8MAX	110		▲		●
BV301D24023	115V	2×24	2x48	2.3	2X41.9	T 60 B	29.8MAX	110		▲		●
BV302S06023	230V	6	383	2.3	10.5	T 60 B	29.8MAX	110	●	★	●	●
BV302S09023	230V	9	256	2.3	15.7	T 60 B	29.8MAX	110	●	★	●	●
BV302S10023	230V	10	230	2.3	15.7	T 60 B	29.8MAX	110	●	★	●	●
BV302S12023	230V	12	192	2.3	21.0	T 60 B	29.8MAX	110	●	★	●	●
BV302S15023	230V	15	153	2.3	25.9	T 60 B	29.8MAX	110	●	★	●	●
BV302S18023	230V	18	128	2.3	31.4	T 60 B	29.8MAX	110	●	★	●	●
BV302S24023	230V	24	96	2.3	41.9	T 60 B	29.8MAX	110	●	★	●	●
BV302D06023	230V	2×6	2x192	2.3	2X10.5	T 60 B	29.8MAX	110	●	★	●	●
BV302D09023	230V	2×9	2x128	2.3	2X15.7	T 60 B	29.8MAX	110	●	★	●	●
BV302D10023	230V	2×10	2x115	2.3	2X15.7	T 60 B	29.8MAX	110	●	★	●	●
BV302D12023	230V	2×12	2x96	2.3	2X21.0	T 60 B	29.8MAX	110	●	★	●	●
BV302D15023	230V	2×15	2x77	2.3	2X25.0	T 60 B	29.8MAX	110	●	★		●
BV302D18023	230V	2×18	2x64	2.3	2X31.4	T 60 B	29.8MAX	110		▲		●
BV302D24023	230V	2×24	2x48	2.3	2X41.9	T 60 B	29.8MAX	110		▲		●

ELECTRICAL SPECIFICATIONS 电气规格

2.7VA EI30-18 SERIES

Order Number	Input Voltage (V)	SEC. Voltage (V)	Rated Current (mA)	Rated Power (VA)	No-load Voltage (V)	Ambient TEMP. (℃)	Dimension H(mm)	Weight (g)	Certificate			
									VDE	UL	CQC	CE
BV301S06027	115V	6	450	2.7	10.5	T 40 B	29.8MAX	110		▲		
BV301S09027	115V	9	300	2.7	15.4	T 40 B	29.8MAX	110		▲		
BV301S10027	115V	10	270	2.7	15.4	T 40 B	29.8MAX	110		▲		
BV301S12027	115V	12	225	2.7	21.1	T 40 B	29.8MAX	110		▲		
BV301S15027	115V	15	180	2.7	26.3	T 40 B	29.8MAX	110		▲		
BV301S18027	115V	18	150	2.7	30.9	T 40 B	29.8MAX	110		▲		
BV301S24027	115V	24	112.5	2.7	42.1	T 40 B	29.8MAX	110		▲		
BV301D06027	115V	2×6	2x225	2.7	2X10.5	T 40 B	29.8MAX	110		▲		
BV301D09027	115V	2×9	2x150	2.7	2X15.4	T 40 B	29.8MAX	110		▲		
BV301D10027	115V	2×10	2x135	2.7	2X15.4	T 40 B	29.8MAX	110		▲		
BV301D12027	115V	2×12	2x112.5	2.7	2X21.1	T 40 B	29.8MAX	110		▲		
BV301D15027	115V	2×15	2x90	2.7	2X25.0	T 40 B	29.8MAX	110		▲		
BV301D18027	115V	2×18	2x75	2.7	2X31.5	T 40 B	29.8MAX	110		▲		
BV301D24027	115V	2×24	2x56.25	2.7	2X42.1	T 40 B	29.8MAX	110		▲		
BV302S06027	230V	6	450	2.7	10.5	T 40 B	29.8MAX	110		▲		
BV302S09027	230V	9	300	2.7	15.4	T 40 B	29.8MAX	110		▲		
BV302S10027	230V	10	270	2.7	15.4	T 40 B	29.8MAX	110		▲		
BV302S12027	230V	12	225	2.7	21.1	T 40 B	29.8MAX	110		▲		
BV302S15027	230V	15	180	2.7	26.3	T 40 B	29.8MAX	110		▲		
BV302S18027	230V	18	150	2.7	30.9	T 40 B	29.8MAX	110		▲		
BV302S24027	230V	24	112.5	2.7	42.1	T 40 B	29.8MAX	110		▲		
BV302D06027	230V	2×6	2x225	2.7	2X10.5	T 40 B	29.8MAX	110		▲		
BV302D09027	230V	2×9	2x150	2.7	2X15.4	T 40 B	29.8MAX	110		▲		
BV302D10027	230V	2×10	2x135	2.7	2X15.4	T 40 B	29.8MAX	110		▲		
BV302D12027	230V	2×12	2x112.5	2.7	2X21.1	T 40 B	29.8MAX	110		▲		
BV302D15027	230V	2×15	2x90	2.7	2X25.0	T 40 B	29.8MAX	110		▲		
BV302D18027	230V	2×18	2x75	2.7	2X31.5	T 40 B	29.8MAX	110		▲		
BV302D24027	230V	2×24	2x56.25	2.7	2X42.1	T 40 B	29.8MAX	110		▲		

2.8VA EI30-18 SERIES

Order Number	Input Voltage (V)	SEC. Voltage (V)	Rated Current (mA)	Rated Power (VA)	No-load Voltage (V)	Ambient TEMP. (℃)	Dimension H(mm)	Weight (g)	Certificate			
									VDE	UL	CQC	CE
BV301S06028	115V	6	467	2.8	10.9	T 40 B	29.8MAX	110	●	▲		●
BV301S09028	115V	9	311	2.8	16.0	T 40 B	29.8MAX	110	●	▲		●
BV301S10028	115V	10	280	2.8	16.0	T 40 B	29.8MAX	110	●	▲		●
BV301S12028	115V	12	233	2.8	21.8	T 40 B	29.8MAX	110	●	▲		●
BV301S15028	115V	15	187	2.8	26.9	T 40 B	29.8MAX	110	●	▲		●
BV301S18028	115V	18	156	2.8	30.9	T 40 B	29.8MAX	110	●	▲		●
BV301S24028	115V	24	117	2.8	42.1	T 40 B	29.8MAX	110	●	▲		●
BV301D06028	115V	2×6	2x233	2.8	2X10.9	T 40 B	29.8MAX	110	●	▲		●
BV301D09028	115V	2×9	2x156	2.8	2X16.0	T 40 B	29.8MAX	110	●	▲		●
BV301D10028	115V	2×10	2x140	2.8	2X16.0	T 40 B	29.8MAX	110	●	▲		●
BV301D12028	115V	2×12	2x117	2.8	2X21.8	T 40 B	29.8MAX	110	●	▲		●
BV301D15028	115V	2×15	2x93	2.8	2X25.0	T 40 B	29.8MAX	110	●	▲		●
BV301D18028	115V	2×18	2x78	2.8	2X31.5	T 40 B	29.8MAX	110		▲		
BV301D24028	115V	2×24	2x58.5	2.8	2X42.1	T 40 B	29.8MAX	110		▲		
BV302S06028	230V	6	467	2.8	10.9	T 40 B	29.8MAX	110	●	▲	●	●
BV302S09028	230V	9	311	2.8	16.0	T 40 B	29.8MAX	110	●	▲	●	●
BV302S10028	230V	10	280	2.8	16.0	T 40 B	29.8MAX	110	●	▲	●	●
BV302S12028	230V	12	233	2.8	21.8	T 40 B	29.8MAX	110	●	▲	●	●
BV302S15028	230V	15	187	2.8	26.9	T 40 B	29.8MAX	110	●	▲	●	●
BV302S18028	230V	18	156	2.8	30.9	T 40 B	29.8MAX	110	●	▲	●	●
BV302S24028	230V	24	117	2.8	42.1	T 40 B	29.8MAX	110	●	▲	●	●
BV302D06028	230V	2×6	2x233	2.8	2X10.9	T 40 B	29.8MAX	110	●	▲	●	●
BV302D09028	230V	2×9	2x156	2.8	2X16.0	T 40 B	29.8MAX	110	●	▲	●	●
BV302D10028	230V	2×10	2x140	2.8	2X16.0	T 40 B	29.8MAX	110	●	▲	●	●
BV302D12028	230V	2×12	2x117	2.8	2X21.8	T 40 B	29.8MAX	110	●	▲	●	●
BV302D15028	230V	2×15	2x93	2.8	2X25.0	T 40 B	29.8MAX	110	●	▲	●	●
BV302D18028	230V	2×18	2x78	2.8	2X31.5	T 40 B	29.8MAX	110		▲		
BV302D24028	230V	2×24	2x58.5	2.8	2X42.1	T 40 B	29.8MAX	110		▲		

2.8VA EI30-23 SERIES

Order Number	Input Voltage (V)	SEC. Voltage (V)	Rated Current (mA)	Rated Power (VA)	No-load Voltage (V)	Ambient TEMP. (℃)	Dimension H(mm)	Weight (g)	Certificate			
									VDE	UL	CQC	CE
BV301S06028A	115V	6	467	2.8	10.9	T 70 B	34.9MAX	120				
BV301S09028A	115V	9	311	2.8	16.2	T 70 B	34.9MAX	120				
BV301S10028A	115V	10	280	2.8	17.1	T 70 B	34.9MAX	120				
BV301S12028A	115V	12	233	2.8	21.9	T 70 B	34.9MAX	120				
BV301S15028A	115V	15	187	2.8	16.9	T 70 B	34.9MAX	120				
BV301S18028A	115V	18	156	2.8	31.0	T 70 B	34.9MAX	120				
BV301S24028A	115V	24	117	2.8	42.2	T 70 B	34.9MAX	120				
BV301D06028A	115V	2×6	2x233	2.8	2X10.9	T 70 B	34.9MAX	120				
BV301D09028A	115V	2×9	2x156	2.8	2X16.2	T 70 B	34.9MAX	120				
BV301D10028A	115V	2×10	2X140	2.8	2X17.1	T 70 B	34.9MAX	120				
BV301D12028A	115V	2×12	2X117	2.8	2X21.9	T 70 B	34.9MAX	120				
BV301D15028A	115V	2×15	2X93	2.8	2X26.9	T 70 B	34.9MAX	120				
BV301D18028A	115V	2×18	2X78	2.8	2X31.0	T 70 B	34.9MAX	120				
BV301D24028A	115V	2×24	2X58.5	2.8	2X42.2	T 70 B	34.9MAX	120				
BV302S06028A	230V	6	467	2.8	10.9	T 70 B	34.9MAX	120			●	
BV302S09028A	230V	9	311	2.8	16.2	T 70 B	34.9MAX	120			●	
BV302S10028A	230V	10	280	2.8	17.1	T 70 B	34.9MAX	120			●	
BV302S12028A	230V	12	233	2.8	21.9	T 70 B	34.9MAX	120			●	
BV302S15028A	230V	15	187	2.8	26.9	T 70 B	34.9MAX	120			●	
BV302S18028A	230V	18	156	2.8	31.0	T 70 B	34.9MAX	120			●	
BV302S24028A	230V	24	117	2.8	42.2	T 70 B	34.9MAX	120			●	
BV302D06028A	230V	2×6	2X233	2.8	2X10.9	T 70 B	34.9MAX	120			●	
BV302D09028A	230V	2×9	2X156	2.8	2X16.2	T 70 B	34.9MAX	120			●	
BV302D10028A	230V	2×10	2X140	2.8	2X17.1	T 70 B	34.9MAX	120			●	
BV302D12028A	230V	2×12	2X117	2.8	2X21.9	T 70 B	34.9MAX	120			●	
BV302D15028A	230V	2×15	2X93	2.8	2X26.9	T 70 B	34.9MAX	120			●	
BV302D18028A	230V	2×18	2X78	2.8	2X31.0	T 70 B	34.9MAX	120				
BV302D24028A	230V	2×24	2X58.5	2.8	2X42.2	T 70 B	34.9MAX	120				

3.0VA EI30-23 SERIES

Order Number	Input Voltage (V)	SEC. Voltage (V)	Rated Current (mA)	Rated Power (VA)	No-load Voltage (V)	Ambient TEMP. (℃)	Dimension H(mm)	Weight (g)	Certificate			
									VDE	UL	CQC	CE
BV301S06030	115V	6	500	3	10.5	T 40 B	34.9MAX	120				
BV301S09030	115V	9	333	3	15.9	T 40 B	34.9MAX	120				
BV301S10030	115V	10	300	3	17.0	T 40 B	34.9MAX	120				
BV301S12030	115V	12	250	3	21.4	T 40 B	34.9MAX	120				
BV301S15030	115V	15	200	3	26.1	T 40 B	34.9MAX	120				
BV301S18030	115V	18	167	3	30.5	T 40 B	34.9MAX	120				
BV301S24030	115V	24	125	3	41.8	T 40 B	34.9MAX	120				
BV301D06030	115V	2×6	2X250	3	2X10.5	T 40 B	34.9MAX	120				
BV301D09030	115V	2×9	2X167	3	2X15.9	T 40 B	34.9MAX	120				
BV301D10030	115V	2×10	2X150	3	2X17.0	T 40 B	34.9MAX	120				
BV301D12030	115V	2×12	2X125	3	2X21.4	T 40 B	34.9MAX	120				
BV301D15030	115V	2×15	2X100	3	2X26.1	T 40 B	34.9MAX	120				
BV301D18030	115V	2×18	2X83	3	2X30.5	T 40 B	34.9MAX	120				
BV301D24030	115V	2×24	2X63	3	2X41.8	T 40 B	34.9MAX	120				
BV302S06030	230V	6	500	3	10.5	T 40 B	34.9MAX	120			●	
BV302S09030	230V	9	333	3	15.9	T 40 B	34.9MAX	120			●	
BV302S10030	230V	10	300	3	17.0	T 40 B	34.9MAX	120			●	
BV302S12030	230V	12	250	3	21.4	T 40 B	34.9MAX	120			●	
BV302S15030	230V	15	200	3	26.1	T 40 B	34.9MAX	120			●	
BV302S18030	230V	18	167	3	30.5	T 40 B	34.9MAX	120			●	
BV302S24030	230V	24	125	3	41.8	T 40 B	34.9MAX	120			●	
BV302D06030	230V	2×6	2X250	3	2X10.5	T 40 B	34.9MAX	120			●	
BV302D09030	230V	2×9	2X167	3	2X15.9	T 40 B	34.9MAX	120			●	
BV302D10030	230V	2×10	2X150	3	2X17.0	T 40 B	34.9MAX	120			●	
BV302D12030	230V	2×12	2X125	3	2X21.4	T 40 B	34.9MAX	120			●	
BV302D15030	230V	2×15	2X100	3	2X26.1	T 40 B	34.9MAX	120			●	
BV302D18030	230V	2×18	2X83	3	2X30.5	T 40 B	34.9MAX	120				
BV302D24030	230V	2×24	2X63	3	2X41.8	T 40 B	34.9MAX	120				

EI35 SERIES

MECHANICAL SPECIFICATION 尺寸图

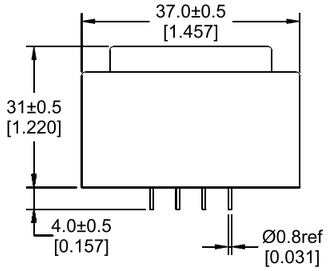

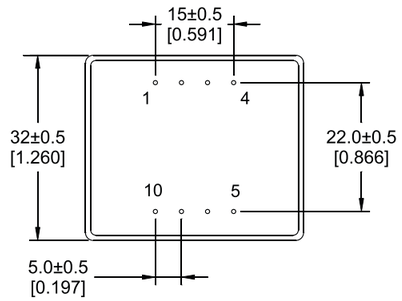

1 Secondary winding

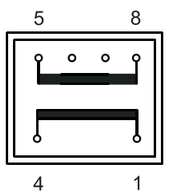

Primary winding

2 Secondary windings

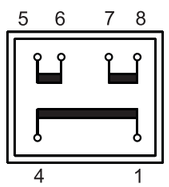

Primary winding

SCHEMATIC 原理图

Single output

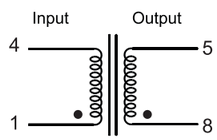

Dual outputs

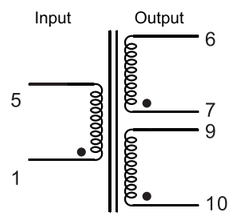

ELECTRICAL SPECIFICATIONS 电气规格

Order Number	Input Voltage (V)	SEC. Voltage (V)	Rated Current (mA)	Rated Power (VA)	No-load Voltage (V)	Ambient TEMP. (℃)	Dimension H(mm)	Weight (g)	Certificate			
									VDE	UL	CQC	CE
BV351S06030	115V	6	500	3	9.6	T 70 B	31.5MAX	115				
BV351S09030	115V	9	333	3	14.8	T 70 B	31.5MAX	115				
BV351S10030	115V	10	300	3	15.2	T 70 B	31.5MAX	115				
BV351S12030	115V	12	250	3	18.9	T 70 B	31.5MAX	115				
BV351S15030	115V	15	200	3	22.8	T 70 B	31.5MAX	115				
BV351S18030	115V	18	167	3	27.4	T 70 B	31.5MAX	115				
BV351S24030	115V	24	125	3	36.5	T 70 B	31.5MAX	115				
BV351D06030	115V	2×6	2X250	3	2x9.6	T 70 B	31.5MAX	115				
BV351D09030	115V	2×9	2X167	3	2x14.8	T 70 B	31.5MAX	115				
BV351D10030	115V	2×10	2X150	3	2x15.2	T 70 B	31.5MAX	115				
BV351D12030	115V	2×12	2X125	3	2x18.9	T 70 B	31.5MAX	115				
BV351D15030	115V	2×15	2X100	3	2x22.8	T 70 B	31.5MAX	115				
BV351D18030	115V	2×18	2X83	3	2x27.4	T 70 B	31.5MAX	115				
BV351D24030	115V	2×24	2X63	3	2x36.5	T 70 B	31.5MAX	115				
BV352S06030	230V	6	500	3	9.6	T 70 B	31.5MAX	115			●	
BV352S09030	230V	9	333	3	14.8	T 70 B	31.5MAX	115			●	
BV352S10030	230V	10	300	3	15.2	T 70 B	31.5MAX	115			●	
BV352S12030	230V	12	250	3	18.9	T 70 B	31.5MAX	115			●	
BV352S15030	230V	15	200	3	22.8	T 70 B	31.5MAX	115			●	
BV352S18030	230V	18	167	3	27.4	T 70 B	31.5MAX	115			●	
BV352S24030	230V	24	125	3	36.5	T 70 B	31.5MAX	115			●	
BV352D06030	230V	2×6	2X250	3	2x9.6	T 70 B	31.5MAX	115			●	
BV352D09030	230V	2×9	2X167	3	2x14.8	T 70 B	31.5MAX	115			●	
BV352D10030	230V	2×10	2X150	3	2x15.2	T 70 B	31.5MAX	115			●	
BV352D12030	230V	2×12	2X125	3	2x18.9	T 70 B	31.5MAX	115			●	
BV352D15030	230V	2×15	2X100	3	2x22.8	T 70 B	31.5MAX	115			●	
BV352D18030	230V	2×18	2X83	3	2x27.4	T 70 B	31.5MAX	115				
BV352D24030	230V	2×24	2X63	3	2x36.5	T 70 B	31.5MAX	115				

EI38 SERIES [2.4VA-4.0VA]

FEATURES

- Vacuum Filling
- Split Bobbin Design
- Self-Extinguishing Plastics UL94V-0
- Dielectric Strength:
  INPUT:230V 4200Vrms
  INPUT:115V 2800Vrms
- Operation Frequency:50/60Hz
- Resin Class B IEC 85
  (20,000 h Testing to IEC 216)
- 100% Production Tested

产品特点

- 真空灌封
- 双槽胶芯设计
- UL94V–0自熄灭阻燃材料
- 介电强度
  输入230V时:4200Vrms
  输入115V时:2800Vrms
- 工作频率:50/60Hz
- 温度等级B级封胶
  （经过20000小时IEC 216测试）
- 生产线全检



MECHANICAL SPECIFICATION 尺寸图

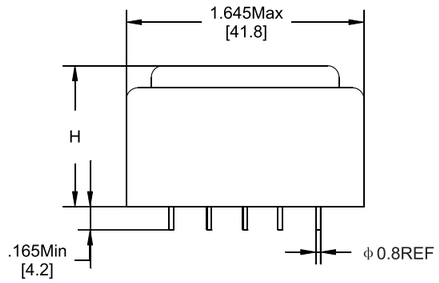

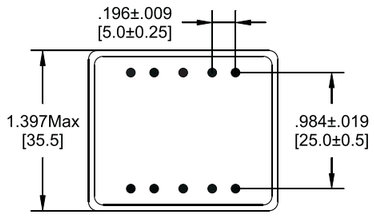

Recommended Drill Hole Diameter for Pins 0.051 inches / 1.30mm

1 Secondary winding

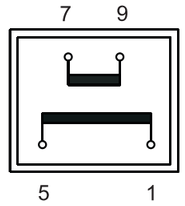

Primary winding

2 Secondary windings

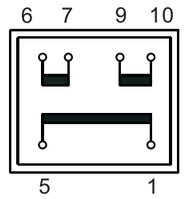

Primary winding

SCHEMATIC 原理图

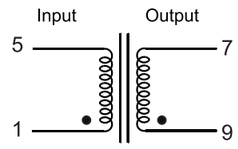

Single output

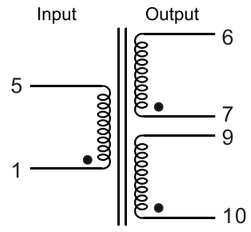

Dual outputs

ELECTRICAL SPECIFICATIONS 电气规格

2.4VA EI38-10 SERIES

Order Number	Input Voltage (V)	SEC. Voltage (V)	Rated Current (mA)	Rated Power (VA)	No-load Voltage (V)	Ambient TEMP. (℃)	Heigh Dimension H(mm)	Weight (g)	Certificate			
									VDE	UL	CQC	CE
BV381S06024	115V	6	400	2.4	8.0	T 70 B	23.0MAX	148				
BV381S09024	115V	9	267	2.4	12.0	T 70 B	23.0MAX	148				
BV381S10024	115V	10	240	2.4	14.0	T 70 B	23.0MAX	148				
BV381S12024	115V	12	200	2.4	16.0	T 70 B	23.0MAX	148				
BV381S15024	115V	15	160	2.4	20.0	T 70 B	23.0MAX	148				
BV381S18024	115V	18	133	2.4	24.1	T 70 B	23.0MAX	148				
BV381S24024	115V	24	100	2.4	32.4	T 70 B	23.0MAX	148				
BV381D06024	115V	2×6	2x200	2.4	2x8	T 70 B	23.0MAX	148				
BV381D09024	115V	2×9	2x133	2.4	2x12	T 70 B	23.0MAX	148				
BV381D10024	115V	2×10	2x120	2.4	2x14	T 70 B	23.0MAX	148				
BV381D12024	115V	2×12	2x100	2.4	2x16	T 70 B	23.0MAX	148				
BV381D15024	115V	2×15	2x80	2.4	2x20	T 70 B	23.0MAX	148				
BV381D18024	115V	2×18	2x66.5	2.4	2x24.1	T 70 B	23.0MAX	148				
BV381D24024	115V	2×24	2x50	2.4	2x32.4	T 70 B	23.0MAX	148				
BV382S06024	230V	6	400	2.4	8.0	T 70 B	23.0MAX	148			●	
BV382S09024	230V	9	267	2.4	12.0	T 70 B	23.0MAX	148			●	
BV382S10024	230V	10	240	2.4	14.0	T 70 B	23.0MAX	148			●	
BV382S12024	230V	12	200	2.4	16.0	T 70 B	23.0MAX	148			●	
BV382S15024	230V	15	160	2.4	20.0	T 70 B	23.0MAX	148			●	
BV382S18024	230V	18	133	2.4	24.1	T 70 B	23.0MAX	148			●	
BV382S24024	230V	24	100	2.4	32.4	T 70 B	23.0MAX	148			●	
BV382D06024	230V	2×6	2x200	2.4	2x8	T 70 B	23.0MAX	148			●	
BV382D09024	230V	2×9	2x133	2.4	2x12	T 70 B	23.0MAX	148			●	
BV382D10024	230V	2×10	2x120	2.4	2x14	T 70 B	23.0MAX	148			●	
BV382D12024	230V	2×12	2x100	2.4	2x16	T 70 B	23.0MAX	148			●	
BV382D15024	230V	2×15	2x80	2.4	2x20	T 70 B	23.0MAX	148			●	
BV382D18024	230V	2×18	2x66.5	2.4	2x24.1	T 70 B	23.0MAX	148			●	
BV382D24024	230V	2×24	2x50	2.4	2x32.4	T 70 B	23.0MAX	148				

3.2VA EI38-13.6 SERIES

Secondary protection (mA)	Order Number	Input Voltage (V)	SEC. Voltage (V)	Rated Current (mA)	Rated Power (VA)	No-load Voltage (V)	Ambient TEMP. (℃)	Heigh Dimension H(mm)	Weight (g)	Certificate			
										VDE	UL	CQC	CE
T630mA	BV381S06032	115V	6	533.33	3.2	8.0	T 70 B	27.5MAX	148	●			●
T400mA	BV381S09032	115V	9	355.56	3.2	12.0	T 70 B	27.5MAX	148	●			●
T400mA	BV381S10032	115V	10	320.00	3.2	14.0	T 70 B	27.5MAX	148	●			●
T315mA	BV381S12032	115V	12	266.67	3.2	16.0	T 70 B	27.5MAX	148	●			●
T250mA	BV381S15032	115V	15	213.33	3.2	20.0	T 70 B	27.5MAX	148	●			●
T200mA	BV381S18032	115V	18	177.78	3.2	24.1	T 70 B	27.5MAX	148	●			●
T160mA	BV381S24032	115V	24	133.33	3.2	32.4	T 70 B	27.5MAX	148	●			●
T315mA	BV381D06032	115V	2X6	266.67	3.2	2X8	T 70 B	27.5MAX	148	●			●
T200mA	BV381D09032	115V	2X9	177.78	3.2	2X12	T 70 B	27.5MAX	148	●			●
T200mA	BV381D10032	115V	2X10	160.00	3.2	2X14	T 70 B	27.5MAX	148	●			●
T160mA	BV381D12032	115V	2X12	133.33	3.2	2X16	T 70 B	27.5MAX	148	●			●
T125mA	BV381D15032	115V	2X15	106.67	3.2	2X20	T 70 B	27.5MAX	148	●			●
T100mA	BV381D18032	115V	2X18	88.89	3.2	2X24.1	T 70 B	27.5MAX	148	●			●
T80mA	BV381D24032	115V	2X24	66.67	3.2	2X32.4	T 70 B	27.5MAX	148				
T630mA	BV382S06032	230V	6	533.33	3.2	8.0	T 70 B	27.5MAX	148	●		●	●
T400mA	BV382S09032	230V	9	355.56	3.2	12.0	T 70 B	27.5MAX	148	●		●	●
T400mA	BV382S10032	230V	10	320.00	3.2	14.0	T 70 B	27.5MAX	148	●		●	●
T315mA	BV382S12032	230V	12	266.67	3.2	16.0	T 70 B	27.5MAX	148	●		●	●
T250mA	BV382S15032	230V	15	213.33	3.2	20.0	T 70 B	27.5MAX	148	●		●	●
T200mA	BV382S18032	230V	18	177.78	3.2	24.1	T 70 B	27.5MAX	148	●		●	●
T160mA	BV382S24032	230V	24	133.33	3.2	32.4	T 70 B	27.5MAX	148	●		●	●
T315mA	BV382D06032	230V	2X6	266.67	3.2	2X8	T 70 B	27.5MAX	148	●		●	●
T200mA	BV382D09032	230V	2X9	177.78	3.2	2X12	T 70 B	27.5MAX	148	●		●	●
T200mA	BV382D10032	230V	2X10	160.00	3.2	2X14	T 70 B	27.5MAX	148	●		●	●
T160mA	BV382D12032	230V	2X12	133.33	3.2	2X16	T 70 B	27.5MAX	148	●		●	●
T125mA	BV382D15032	230V	2X15	106.67	3.2	2X20	T 70 B	27.5MAX	148	●		●	●
T100mA	BV382D18032	230V	2X18	88.89	3.2	2X24.1	T 70 B	27.5MAX	148	●		●	●
T80mA	BV382D24032	230V	2X24	66.67	3.2	2X32.4	T 70 B	27.5MAX	148				

4.0VA EI38-15 SERIES

Secondary protection (mA)	Order Number	Input Voltage (V)	SEC. Voltage (V)	Rated Current (mA)	Rated Power (VA)	No-load Voltage (V)	Ambient TEMP. (℃)	Heigh Dimension H(mm)	Weight (g)	Certificate			
										VDE	UL	CQC	CE
T800mA	BV381S06040	115V	6	666.67	4	8.0	T 70 B	29.5MAX	148				
T500mA	BV381S09040	115V	9	444.44	4	12.0	T 70 B	29.5MAX	148				
T400mA	BV381S10040	115V	10	400	4	14.0	T 70 B	29.5MAX	148				
T400mA	BV381S12040	115V	12	333.33	4	15.5	T 70 B	29.5MAX	148				
T315mA	BV381S15040	115V	15	266.67	4	20.0	T 70 B	29.5MAX	148				
T250mA	BV381S18040	115V	18	222.22	4	24.1	T 70 B	29.5MAX	148				
T200mA	BV381S24040	115V	24	166.67	4	32.4	T 70 B	29.5MAX	148				
T400mA	BV381D06040	115V	2X6	2x333	4	2X8	T 70 B	29.5MAX	148				
T250mA	BV381D09040	115V	2X9	2x222	4	2X12	T 70 B	29.5MAX	148				
T200mA	BV381D10040	115V	2X10	2x200	4	2X14	T 70 B	29.5MAX	148				
T160mA	BV381D12040	115V	2X12	2x167	4	2X16	T 70 B	29.5MAX	148				
T200mA	BV381D15040	115V	2X15	2x133	4	2X20	T 70 B	29.5MAX	148				
T160mA	BV381D18040	115V	2X18	2x111	4	2X24.1	T 70 B	29.5MAX	148				
T100mA	BV381D24040	115V	2X24	2x83.5	4	2X32.4	T 70 B	29.5MAX	148				
T800mA	BV382S06040	230V	6	666.67	4	8.0	T 70 B	29.5MAX	148			●	
T500mA	BV382S09040	230V	9	444.44	4	12.0	T 70 B	29.5MAX	148			●	
T400mA	BV382S10040	230V	10	400	4	14.0	T 70 B	29.5MAX	148			●	
T400mA	BV382S12040	230V	12	333.33	4	16.0	T 70 B	29.5MAX	148			●	
T315mA	BV382S15040	230V	15	266.67	4	20.0	T 70 B	29.5MAX	148			●	
T250mA	BV382S18040	230V	18	222.22	4	24.1	T 70 B	29.5MAX	148			●	
T200mA	BV382S24040	230V	24	166.67	4	32.4	T 70 B	29.5MAX	148			●	
T400mA	BV382D06040	230V	2X6	2x333	4	2X8	T 70 B	29.5MAX	148			●	
T250mA	BV382D09040	230V	2X9	2x222	4	2X12	T 70 B	29.5MAX	148			●	
T200mA	BV382D10040	230V	2X10	2x200	4	2X14	T 70 B	29.5MAX	148			●	
T160mA	BV382D12040	230V	2X12	2x167	4	2X16	T 70 B	29.5MAX	148			●	
T200mA	BV382D15040	230V	2X15	2x133	4	2X20	T 70 B	29.5MAX	148			●	
T160mA	BV382D18040	230V	2X18	2x111	4	2X24.1	T 70 B	29.5MAX	148			●	
T100mA	BV382D24040	230V	2X24	2x83.5	4	2X32.4	T 70 B	29.5MAX	148				

EI30 AND EI38 SERIES PACKAGING 包装规格

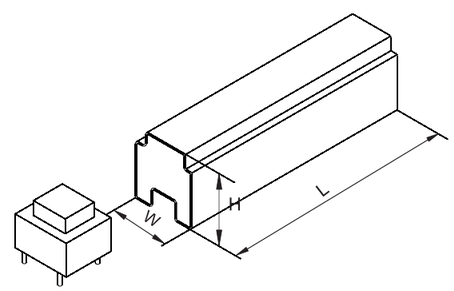

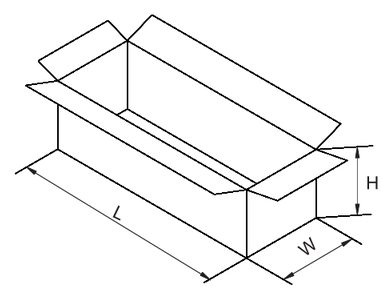

Model	Tube Size LXWXH(mm)	QTY (Per Tube)	Weight (Per Tube)
EI30-5 Series	510X31X26	15PCS	0.668kg
EI30-10.5 Series	510X31X32	15PCS	1.124kg
EI30-12.5 Series	510X31X35	15PCS	1.275 kg
EI30-15.5 Series	510X31X38	15PCS	1.579 kg
EI30-18 Series	510X31X41	15PCS	1.733 kg
EI38-13.6 Series	440X38X37	12PCS	1.74 kg

Model	Carton Outline LXWXH(mm)	QTY (Per Carton)	Weight (Per Carton)
EI30-5 Series	565X195X140	300PCS	13.5 kg
EI30-10.5 Series	565X195X140	225PCS	16.9 kg
EI30-12.5 Series	565X195X130	150PCS	12.9 kg
EI30-15.5 Series	565X195X130	150PCS	15.9 kg
EI30-18 Series	565X195X140	150PCS	17.5 kg
EI38-13.6 Series	565X195X140	120PCS	17.4 kg

EI42-14.6 SERIES [5.0VA]

FEATURES

- CQC Approved:
  CQC file No.CQC 1001054660
- Vacuum Filling
- Split Bobbin Design
- Self-Extinguishing Plastics UL94V-0
- Dielectric Strength:
  INPUT:230V 4200Vrms
  INPUT:115V 2800Vrms
  Operation Frequency:50/60Hz
- Resin Class B IEC 85
  (20,000 h Testing to IEC 216)
- 100% Production Tested

产品特点

- 通过 CQC认证，
  CQC认证号为:CQC1001054660
- 真空灌封
- 双槽胶芯设计
- UL94V-0自熄灭阻燃材料
- 介电强度4200Vrms
  工作频率:50/60Hz
- 温度等级B级封胶
  (经过20000小时IEC 216测试)
- 生产线全检

MECHANICAL SPECIFICATION 尺寸图

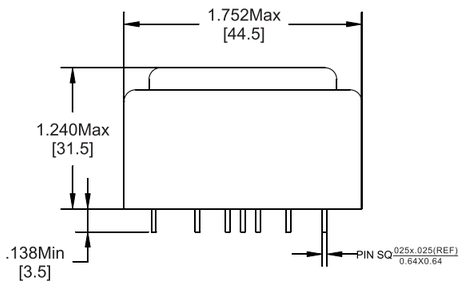

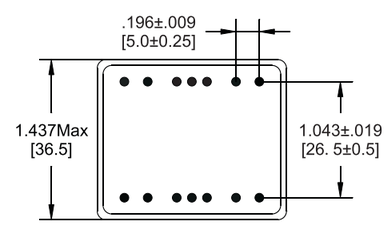

Recommended Drill Hole Diameter for Pins 0.051 inches / 1.30mm

1 Secondary winding

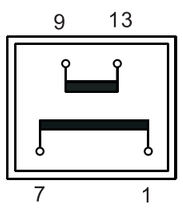

Primary winding

2 Secondary windings

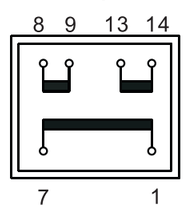

Primary winding

SCHEMATIC 原理图

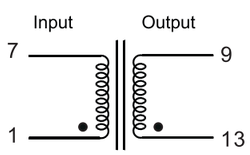

Single output

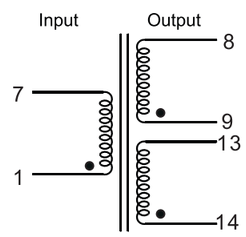

Dual outputs

ELECTRICAL SPECIFICATIONS 电气规格

5.0VA EI42–14.6 SERIES

Secondary protection (mA)	Order Number	Input Voltage (V)	No-load Voltage (V)	SEC. Voltage (V)	Rated Current (mA)	Rated Power (VA)	Ambient TEMP. (℃)	Weight (g)	Certificate			
									VDE	UL	CQC	CE
T800	BV421S06050	115V	8.4	6	833	5.0VA	T 70 B	180g				
T630	BV421S09050	115V	12.6	9	556	5.0VA	T 70 B	180g				
T500	BV421S10050	115V	13.5	10	500	5.0VA	T 70 B	180g				
T400	BV421S12050	115V	16.9	12	417	5.0VA	T 70 B	180g				
T400	BV421S13050	115V	17.5	13	385	5.0VA	T 70 B	180g				
T315	BV421S15050	115V	21	15	333	5.0VA	T 70 B	180g				
T315	BV421S18050	115V	24.8	18	278	5.0VA	T 70 B	180g				
T200	BV421S24050	115V	33.7	24	208	5.0VA	T 70 B	180g				
T400	BV421D06050	115V	2x8.4	2X6	2x433	5.0VA	T 70 B	180g				
T315	BV421D09050	115V	2x12.6	2X9	2x278	5.0VA	T 70 B	180g				
T250	BV421D10050	115V	2x13.5	2X10	2x250	5.0VA	T 70 B	180g				
T200	BV421D12050	115V	2x16.9	2X12	2x208	5.0VA	T 70 B	180g				
T200	BV421D13050	115V	2x17.5	2X13	2x192	5.0VA	T 70 B	180g				
T160	BV421D15050	115V	2x21	2X15	2x167	5.0VA	T 70 B	180g				
T160	BV421D18050	115V	2x24.8	2X18	2x139	5.0VA	T 70 B	180g				
T100	BV421D24050	115V	2x33.7	2X24	2x104	5.0VA	T 70 B	180g				
T800	BV422S06050	220V	8.4	6	833	5.0VA	T 70 B	180g			●	
T630	BV422S09050	220V	12.6	9	556	5.0VA	T 70 B	180g			●	
T500	BV422S10050	220V	13.5	10	500	5.0VA	T 70 B	180g			●	
T400	BV422S12050	220V	16.9	12	417	5.0VA	T 70 B	180g			●	
T400	BV422S13050	220V	17.5	13	385	5.0VA	T 70 B	180g			●	
T315	BV422S15050	220V	21	15	333	5.0VA	T 70 B	180g			●	
T315	BV422S18050	220V	24.8	18	278	5.0VA	T 70 B	180g			●	
T200	BV422S24050	220V	33.7	24	208	5.0VA	T 70 B	180g			●	
T400	BV422D06050	220V	2x8.4	2X6	2x433	5.0VA	T 70 B	180g			●	
T315	BV422D09050	220V	2x12.6	2X9	2x278	5.0VA	T 70 B	180g			●	
T250	BV422D10050	220V	2x13.5	2X10	2x250	5.0VA	T 70 B	180g			●	
T200	BV422D12050	220V	2x16.9	2X12	2x208	5.0VA	T 70 B	180g			●	
T200	BV422D13050	220V	2x17.5	2X13	2x192	5.0VA	T 70 B	180g			●	
T160	BV422D15050	220V	2x21	2X15	2x167	5.0VA	T 70 B	180g			●	
T160	BV422D18050	220V	2x24.8	2X18	2x139	5.0VA	T 70 B	180g			●	
T100	BV422D24050	220V	2x33.7	2X24	2x104	5.0VA	T 70 B	180g				
T800	BV422S06050-230	230V	8.4	6	833	5.0VA	T 70 B	180g				
T630	BV422S09050-230	230V	12.6	9	556	5.0VA	T 70 B	180g				
T500	BV422S10050-230	230V	13.5	10	500	5.0VA	T 70 B	180g				
T400	BV422S12050-230	230V	16.9	12	417	5.0VA	T 70 B	180g				
T400	BV422S13050-230	230V	17.5	13	385	5.0VA	T 70 B	180g				
T315	BV422S15050-230	230V	21	15	333	5.0VA	T 70 B	180g				
T315	BV422S18050-230	230V	24.8	18	278	5.0VA	T 70 B	180g				
T200	BV422S24050-230	230V	33.7	24	208	5.0VA	T 70 B	180g				
T400	BV422D06050-230	230V	2x8.4	2X6	2x433	5.0VA	T 70 B	180g				
T315	BV422D09050-230	230V	2x12.6	2X9	2x278	5.0VA	T 70 B	180g				
T250	BV422D10050-230	230V	2x13.5	2X10	2x250	5.0VA	T 70 B	180g				
T200	BV422D12050-230	230V	2x16.9	2X12	2x208	5.0VA	T 70 B	180g				
T200	BV422D13050-230	230V	2x17.5	2X13	2x192	5.0VA	T 70 B	180g				
T160	BV422D15050-230	230V	2x21	2X15	2x167	5.0VA	T 70 B	180g				
T160	BV422D18050-230	230V	2x24.8	2X18	2x139	5.0VA	T 70 B	180g				
T100	BV422D24050-230	230V	2x33.7	2X24	2x104	5.0VA	T 70 B	180g				

PACKAGING 包装规格

Model	Tray Size LXWXH(mm)	QTY (Per Tray)	Weight (Per Tray)	Carton Outline LXWXH(mm)	QTY (Per Carton)	Weight (Per Carton)
EI42-14.6 Series	220X170X33	12PCS	2.160kg	370X250X150	48PCS	8.640kg

EI48-16.8 SERIES [10VA]

FEATURES

- Vacuum Filling
- Split Bobbin Design
- Self-Extinguishing Plastics UL94V-0
- Dielectric Strength:
  INPUT:230V 4200Vrms
  INPUT:115V 2800Vrms
  Operation Frequency:50/60Hz
- Resin Class B IEC 85
  (20,000 h Testing to IEC 216)
- 100% Production Tested
- Conforms to EN 61558

产品特点

- 真空灌封
- 双槽胶芯设计
- UL94V-0自熄灭阻燃材料
- 介电强度4200Vrms
  输入:230V 4200Vrms
  输出:115V 2800Vrms
  工作频率:50/60Hz
- 温度等级B级封胶
  (经过20000小时IEC 216测试)
- 生产线全检
- 符合EN 61558

MECHANICAL SPECIFICATION 尺寸图

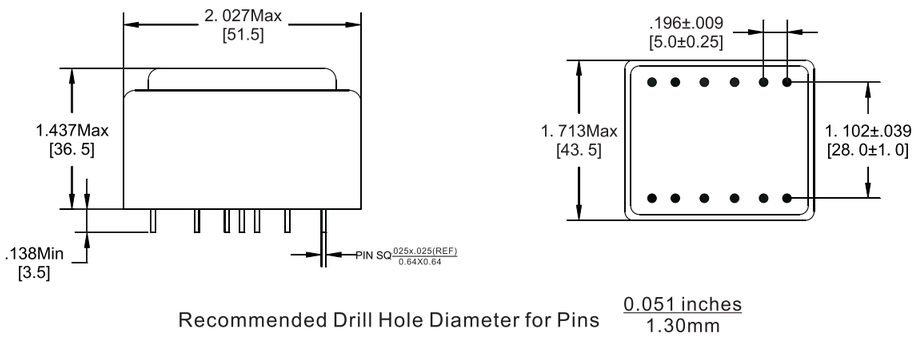

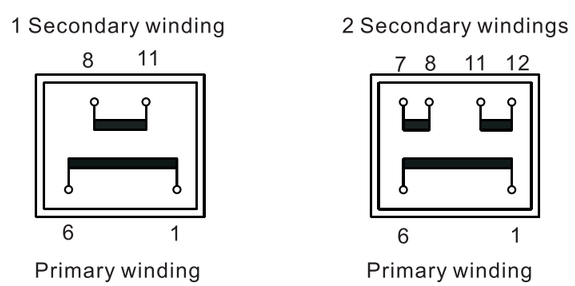

SCHEMATIC 原理图

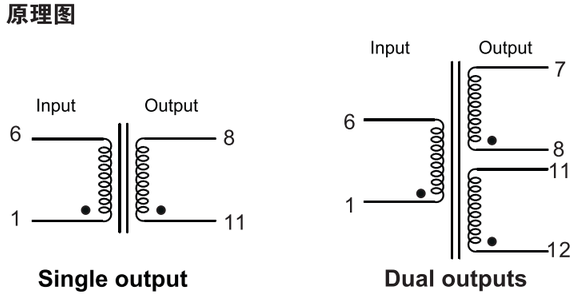

ELECTRICAL SPECIFICATIONS 电气规格

10VA EI48-16.8 SERIES

Secondary protection (mA)	Order Number	Input Voltage (V)	No-load Voltage (V)	SEC. Voltage (V)	Rated Current (mA)	Rated Power (VA)	Ambient TEMP. (℃)	Weight (g)	Certificate			
									VDE	UL	CQC	CE
T125	BV481S06100	115V	7.5	6	1667	10.0VA	T 50 B	245g				
T125	BV481S09100	115V	11.5	9	1111	10.0VA	T 50 B	245g				
T125	BV481S10100	115V	12.5	10	1000	10.0VA	T 50 B	245g				
T125	BV481S12100	115V	15	12	833	10.0VA	T 50 B	245g				
T125	BV481S15100	115V	18.8	15	667	10.0VA	T 50 B	245g				
T125	BV481S18100	115V	22.5	18	556	10.0VA	T 50 B	245g				
T125	BV481S24100	115V	30	24	417	10.0VA	T 50 B	245g				
T125	BV481D06100	115V	2x7.5	2X6	2x833	10.0VA	T 50 B	245g				
T125	BV481D09100	115V	2x11.5	2X9	2x556	10.0VA	T 50 B	245g				
T125	BV481D10100	115V	2x12.5	2X10	2x500	10.0VA	T 50 B	245g				
T125	BV481D12100	115V	2x15	2X12	2x417	10.0VA	T 50 B	245g				
T125	BV481D15100	115V	2x18.8	2X15	2x333	10.0VA	T 50 B	245g				
T125	BV481D18100	115V	2x22.5	2X18	2x278	10.0VA	T 50 B	245g				
T125	BV481D24100	115V	2x30	2X24	2x208	10.0VA	T 50 B	245g				
T63	BV482S06100	230V	7.5	6	1667	10.0VA	T 50 B	245g			●	
T63	BV482S09100	230V	11.5	9	1111	10.0VA	T 50 B	245g			●	
T63	BV482S10100	230V	12.5	10	1000	10.0VA	T 50 B	245g			●	
T63	BV482S12100	230V	15	12	833	10.0VA	T 50 B	245g			●	
T63	BV482S15100	230V	18.8	15	667	10.0VA	T 50 B	245g			●	
T63	BV482S18100	230V	22.5	18	556	10.0VA	T 50 B	245g			●	
T63	BV482S24100	230V	30	24	417	10.0VA	T 50 B	245g			●	
T63	BV482D06100	230V	2x7.5	2X6	2x833	10.0VA	T 50 B	245g			●	
T63	BV482D09100	230V	2x11.5	2X9	2x556	10.0VA	T 50 B	245g			●	
T63	BV482D10100	230V	2x12.5	2X10	2x500	10.0VA	T 50 B	245g			●	
T63	BV482D12100	230V	2x15	2X12	2x417	10.0VA	T 50 B	245g			●	
T63	BV482D15100	230V	2x18.8	2X15	2x333	10.0VA	T 50 B	245g			●	
T63	BV482D18100	230V	2x22.5	2X18	2x278	10.0VA	T 50 B	245g			●	
T63	BV482D24100	230V	2x30	2X24	2x208	10.0VA	T 50 B	245g			●	

PACKAGING 包装规格

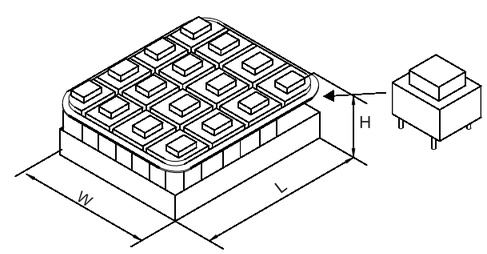

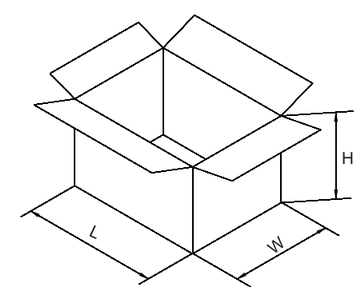

Model	EI48-16.8 Series
Tray Size LXWXH(mm)	220X170X33
QTY (Per Tray)	9PCS
Weight (Per Tray)	2.205kg

Model	EI48-16.8 Series
Carton Outline LXWXH(mm)	370X250X150
QTY (Per Carton)	36PCS
Weight (Per Carton)	8.820kg

CMP SERIES WITH PTC

FEATURES

- CQC Approved
- Vacuum Filling
- Split Bobbin Design
- Self-Extinguishing Plastics UL94V-0
- Dielectric Strength:4200Vrms
- Operation Frequency:50/60Hz
- Non-inherently Energy Limited
- Resin Class B IEC 85
  (20,000 h Testing to IEC 216)
- Conforms to EN 61558 /EN 60950/UL1585/UL506
- 100% Production Tested
- Custom design available

产品特点

- CQC认证 认证号:CQC13001094903
- 真空灌封
- 双槽胶芯设计
- UL94V–0自熄灭阻燃材料
- 介电强度:4200Vrms
- 工作频率:50/60Hz
- 非固有耐短路保护设计
- 温度等级B级封胶
  (经过20000小时IEC 216测试)
- 符合EN61558/GB19212–1/UL5085
- 生产线全检
- 可根据客户需求单独设计

ORDERING CODE 命名规则

CMP XX X X XXX XXXX

Sealed Transformer with PTC protection
带PTC保护的密封变压器

EI Lamination Size
(钢片尺寸)
Example 30,38,42,48,54,60,66

Input V(输入电压)
1=115V
2=230V

Output Type(输出类型)
S=Single
D=Double
T=Three
M=Four or more

Tranformer power(功率)
010=1VA
300=30VA, etc.

Serial Number
流水号

EI38 SERIES [3.2–4.5VA]

MECHANICAL SPECIFICATION 尺寸图

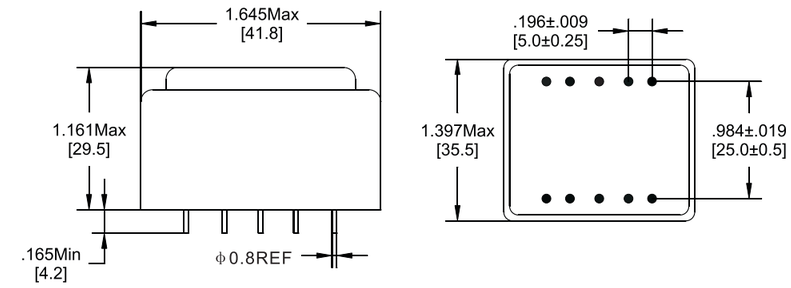

Recommended Drill Hole Diameter for Pins 0.051 inches / 1.30mm

1 Secondary winding

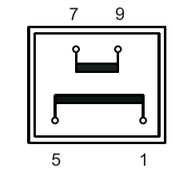

Primary winding

2 Secondary windings

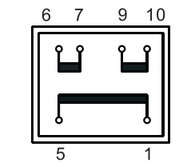

Primary winding

ELECTRICAL SPECIFICATION 电气规格

Order Number	Input Voltage(V)	No–load Voltage(V)	SEC.Voltage (V)	Rated Current (mA)	Rated Power (VA)	Ambient TEMP.(℃)	Weight (g)	Certificate	
								CQC	CE
CMP382S0320601	220V	8	6	533	3.2VA	T 70 B	150g		
CMP382S0320901	220V	12	9	356	3.2VA	T 70 B	150g		
CMP382S0321001	220V	14	10	320	3.2VA	T 70 B	150g		
CMP382S0321201	220V	16	12	267	3.2VA	T 70 B	150g		
CMP382S0321501	220V	20	15	213	3.2VA	T 70 B	150g		
CMP382S0321801	220V	24.1	18	178	3.2VA	T 70 B	150g		
CMP382S0322401	220V	32.4	24	133	3.2VA	T 70 B	150g		
CMP382D0320601	220V	2X8.0	2X6	2X267	3.2VA	T 70 B	150g		
CMP382D0320901	220V	2X12.0	2X9	2X178	3.2VA	T 70 B	150g		
CMP382D0321001	220V	2X14	2X10	2X160	3.2VA	T 70 B	150g		
CMP382D0321201	220V	2X16.0	2X12	2X133	3.2VA	T 70 B	150g		
CMP382D0321501	220V	2X20	2X15	2X107	3.2VA	T 70 B	150g		
CMP382D0321801	220V	2X24.1	2X18	2X89	3.2VA	T 70 B	150g		
CMP382D0322401	220V	2X32.4	2X24	2X67	3.2VA	T 70 B	150g		
CMP382S0450601	220V	7.6	6	533	4.5VA	T 40 B	150g		
CMP382S0450901	220V	11.7	9	356	4.5VA	T 40 B	150g		
CMP382S0451001	220V	13.5	10	320	4.5VA	T 40 B	150g		
CMP382S0451201	220V	15.5	12	267	4.5VA	T 40 B	150g		
CMP382S0451501	220V	19.5	15	213	4.5VA	T 40 B	150g		
CMP382S0451801	220V	23.3	18	178	4.5VA	T 40 B	150g		
CMP382S0452401	220V	31.9	24	133	4.5VA	T 40 B	150g		
CMP382D0450601	220V	2X7.6	2X6	2X267	4.5VA	T 40 B	150g		
CMP382D0450901	220V	2X11.7	2X9	2X178	4.5VA	T 40 B	150g		
CMP382D0451001	220V	2X13.5	2X10	2X160	4.5VA	T 40 B	150g		
CMP382D0451201	220V	2X15.5	2X12	2X133	4.5VA	T 40 B	150g		
CMP382D0451501	220V	2X19.5	2X15	2X107	4.5VA	T 40 B	150g		
CMP382D0451801	220V	2X23.3	2X18	2X89	4.5VA	T 40 B	150g		
CMP382D0452401	220V	2X31.9	2X24	2X67	4.5VA	T 40 B	150g		

EI41 SERIES [5-6VA]

MECHANICAL SPECIFICATION 尺寸图

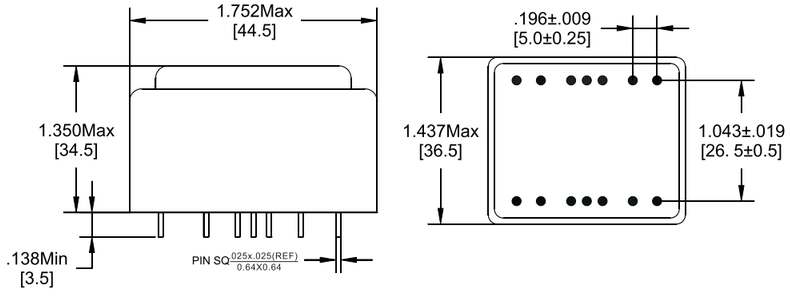

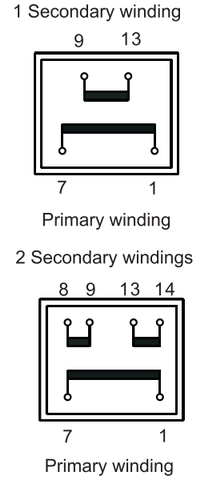

Recommended Drill Hole Diameter for Pins 0.051 inches / 1.30mm

ELECTRICAL SPECIFICATION 电气规格

Order Number	Input Voltage(V)	No-load Voltage(V)	SEC.Voltage (V)	Rated Current (mA)	Rated Power (VA)	Ambient TEMP.(℃)	Weight (g)	Certificate	
								CQC	CE
CMP412S0500601	220V	8.4	6	833	5.0VA	T 70 B	190g	●	
CMP412S0500901	220V	12.6	9	556	5.0VA	T 70 B	190g	●	
CMP412S0501001	220V	13.5	10	500	5.0VA	T 70 B	190g	●	
CMP412S0501201	220V	16.9	12	417	5.0VA	T 70 B	190g	●	
CMP412S0501501	220V	21	15	333	5.0VA	T 70 B	190g	●	
CMP412S0501801	220V	24.8	18	278	5.0VA	T 70 B	190g	●	
CMP412S0502401	220V	33.7	24	208	5.0VA	T 70 B	190g	●	
CMP412D0500601	220V	2x8.4	2X6	2x433	5.0VA	T 70 B	190g	●	
CMP412D0500901	220V	2x12.6	2X9	2x278	5.0VA	T 70 B	190g	●	
CMP412D0501001	220V	2X13.6	2X10	2X250	5.0VA	T 70 B	190g	●	
CMP412D0501201	220V	2x16.9	2X12	2x208	5.0VA	T 70 B	190g	●	
CMP412D0501501	220V	2x21	2X15	2x167	5.0VA	T 70 B	190g	●	
CMP412D0501801	220V	2x24.8	2X18	2x139	5.0VA	T 70 B	190g	●	
CMP412D0502401	220V	2x33.7	2X24	2x104	5.0VA	T 70 B	190g	●	
CMP412S0600601	220V	8.4	6	1000	6.0VA	T 40 B	190g	●	
CMP412S0600901	220V	12.6	9	666	6.0VA	T 40 B	190g	●	
CMP412S0601001	220V	13.5	10	600	6.0VA	T 40 B	190g	●	
CMP412S0601201	220V	16.9	12	500	6.0VA	T 40 B	190g	●	
CMP412S0601501	220V	21	15	400	6.0VA	T 40 B	190g	●	
CMP412S0601801	220V	24.8	18	333	6.0VA	T 40 B	190g	●	
CMP412S0602401	220V	33.7	24	250	6.0VA	T 40 B	190g	●	
CMP412D0600601	220V	2x8.4	2X6	2X300	6.0VA	T 40 B	190g	●	
CMP412D0600901	220V	2x12.6	2X9	2X333	6.0VA	T 40 B	190g	●	
CMP412D0601001	220V	2x13.6	2X10	2X300	6.0VA	T 40 B	190g	●	
CMP412D0601201	220V	2x16.9	2X12	2x250	6.0VA	T 40 B	190g	●	
CMP412D0601501	220V	2x21	2X15	2x200	6.0VA	T 40 B	190g	●	
CMP412D0601801	220V	2x24.8	2X18	2x166	6.0VA	T 40 B	190g	●	
CMP412D0602401	220V	2x33.7	2X24	2x125	6.0VA	T 40 B	190g	●	

EI48 SERIES [10-15VA]

MECHANICAL SPECIFICATION 尺寸图

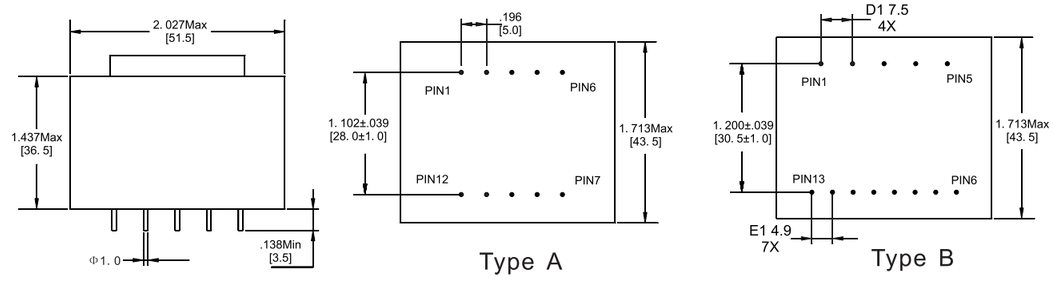

ELECTRICAL SPECIFICATION 电气规格

Order Number	Input Voltage(V)	No-load Voltage(V)	SEC.Voltage (V)	Rated Current (mA)	Rated Power (VA)	Ambient TEMP.(℃)	Weight (g)	Outline Dimension	Certificate	
									CQC	CE
CMP482S1000601	220V	7.5	6	1667	10.0VA	T 50 B	310g	Type A		
CMP482S1000901	220V	11.5	9	1111	10.0VA	T 50 B	310g	Type A		
CMP482S1001001	220V	12.5	10	1000	10.0VA	T 50 B	310g	Type A		
CMP482S1001201	220V	15	12	833	10.0VA	T 50 B	310g	Type A		
CMP482S1001501	220V	18.8	15	667	10.0VA	T 50 B	310g	Type A		
CMP482S1001801	220V	22.5	18	556	10.0VA	T 50 B	310g	Type A		
CMP482S1002401	220V	30	24	417	10.0VA	T 50 B	310g	Type A		
CMP482D1000601	220V	2X7.5	2X6	2X833	10.0VA	T 50 B	310g	Type A		
CMP482D1000901	220V	2X11.5	2X9	2X556	10.0VA	T 50 B	310g	Type A		
CMP482D1001001	220V	2X12.5	2X10	2X500	10.0VA	T 50 B	310g	Type A		
CMP482D1001201	220V	2X15	2X12	2X417	10.0VA	T 50 B	310g	Type A		
CMP482D1001501	220V	2X18.8	2X15	2X333	10.0VA	T 50 B	310g	Type A		
CMP482D1001801	220V	2X22.5	2X18	2X278	10.0VA	T 50 B	310g	Type A		
CMP482D1002401	220V	2X30	2X24	2X208	10.0VA	T 50 B	310g	Type A		
CMP482S1500601	220V	8.1	6	2500	15.0VA	T 50 B	310g	Type B		
CMP482S1500901	220V	12.3	9	1666	15.0VA	T 50 B	310g	Type B		
CMP482S1501001	220V	13.2	10	1500	15.0VA	T 50 B	310g	Type B		
CMP482S1501201	220V	15.5	12	1250	15.0VA	T 50 B	310g	Type B		
CMP482S1501501	220V	19.3	15	1000	15.0VA	T 50 B	310g	Type B		
CMP482S1501801	220V	23	18	833	15.0VA	T 50 B	310g	Type B		
CMP482S1502401	220V	30.5	24	625	15.0VA	T 50 B	310g	Type B		
CMP482D1500601	220V	2X8.1	2X6	2X1250	15.0VA	T 50 B	310g	Type B		
CMP482D1500901	220V	2X12.3	2X9	2X833	15.0VA	T 50 B	310g	Type B		
CMP482D1501001	220V	2X13.2	2X10	2X750	15.0VA	T 50 B	310g	Type B		
CMP482D1501201	220V	2X15.5	2X12	2X625	15.0VA	T 50 B	310g	Type B		
CMP482D1501501	220V	2X19.3	2X15	2X500	15.0VA	T 50 B	310g	Type B		
CMP482D1501801	220V	2X23	2X18	2X416	15.0VA	T 50 B	310g	Type B		
CMP482D1502401	220V	2X30.5	2X24	2X312	15.0VA	T 50 B	310g	Type B		

EI60 SERIES [30VA]

MECHANICAL SPECIFICATION 尺寸图

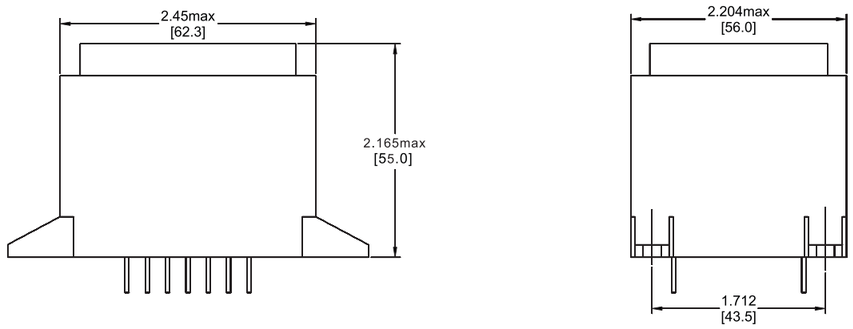

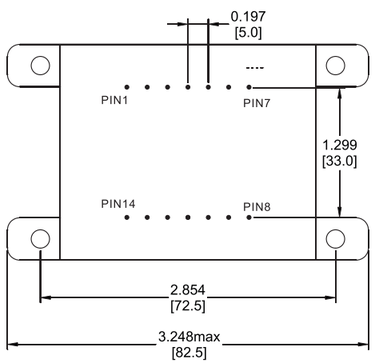

ELECTRICAL SPECIFICATION 电气规格

Order Number	Input Voltage(V)	No-load Voltage(V)	SEC.Voltage (V)	Rated Current (mA)	Rated Power (VA)	Ambient TEMP.(℃)	Weight (g)	Certificate	
								CQC	CE
CMP602S3000601	220V	7.8	6	5000	30VA	T 50 B	785g		
CMP602S3000901	220V	11.8	9	3333	30VA	T 50 B	785g		
CMP602S3001001	220V	12.5	10	3000	30VA	T 50 B	785g		
CMP602S3001201	220V	15.9	12	2500	30VA	T 50 B	785g		
CMP602S3001501	220V	20.3	15	2000	30VA	T 50 B	785g		
CMP602S3001801	220V	23.5	18	1666	30VA	T 50 B	785g		
CMP602S3002401	220V	32.5	24	1250	30VA	T 50 B	785g		
CMP602D3000601	220V	2x7.8	2X6	2x2500	30VA	T 50 B	785g		
CMP602D3000901	220V	2x11.8	2X9	2X1666	30VA	T 50 B	785g		
CMP602D3001001	220V	2x12.5	2X10	2X1500	30VA	T 50 B	785g		
CMP602D3001201	220V	2x15.9	2X12	2X1250	30VA	T 50 B	785g		
CMP602D3001501	220V	2x20.3	2X15	2X1000	30VA	T 50 B	785g		
CMP602D3001801	220V	2x23.5	2X18	2X833	30VA	T 50 B	785g		
CMP602D3002401	220V	2x32.5	2X24	2X625	30VA	T 50 B	785g		

EI3023 SERIES

FEATURES

- Inductivity: 1,0-20,0 mH
- Nominal current: max. 5.9 A
- Excellent temperature fluctuation resistance properties
- High electrical safety and long service-life features
- High voltage resistance to core
- Operating Temperature Range :0°C to +60°C
- Storage temperature from -40 ℃ to 120 ℃

产品特点

- 电感量: 1,0–20,0 mH
- 叠加电流: max. 5.9 A
- 优良的温度波动电阻特性
- 高电气安全和长寿命的特点
- 高绝缘电阻
- 操作温度范围：0°C to +70°C
- 贮存温度范围： -40 ℃ to 120 ℃

MECHANICAL SPECIFICATION 尺寸图

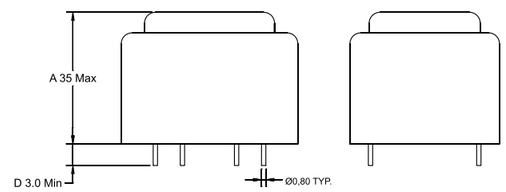

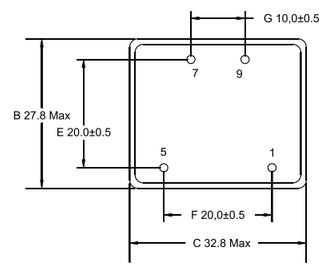

SCHEMATIC 原理图

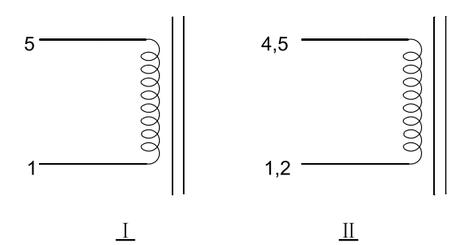

ELECTRICAL SPECIFICATION 电气规格

Order Number	Norminal Inductivity (mH)min	Norminal current
XZM-RE30001	20mH	1.3A
XZM-RE30002	15mH	1.5A
XZM-RE30003	10mH	1.9A
XZM-RE30004	5.0mH	2.3A
XZM-RE30005	4.5mH	2.5A
XZM-RE30006	4.0mH	2.9A
XZM-RE30007	3.5mH	3.0A
XZM-RE30008	3.0mH	3.2A
XZM-RE30009	2.5mH	3.5A
XZM-RE30010	2.0mH	3.6A
XZM-RE30011	1.5mH	4.2A
XZM-RE30012	1.0mH	5.2A

EI4118 SERIES

MECHANICAL SPECIFICATION 尺寸图

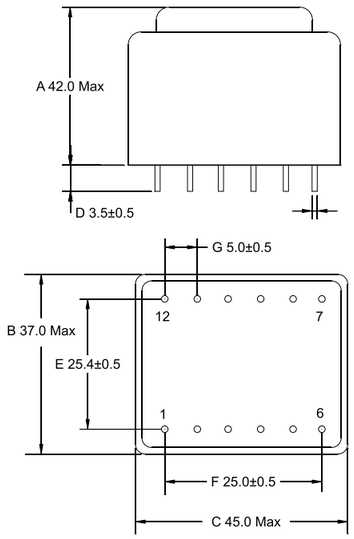

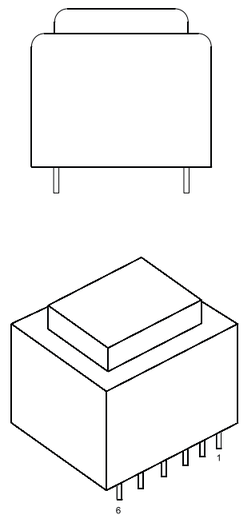

ELECTRICAL SPECIFICATION 电气规格

Order Number	Norminal Inductivity (mH)min	Norminal current
XZM-RE41001	20mH	1.5A
XZM-RE41002	15mH	1.7A
XZM-RE41003	10mH	2.0A
XZM-RE41004	5.0mH	2.3A
XZM-RE41005	4.5mH	2.3A
XZM-RE41006	4.0mH	2.7A
XZM-RE41007	3.5mH	2.7A
XZM-RE41008	3.0mH	3.0A
XZM-RE41009	2.5mH	3.0A
XZM-RE41010	2.0mH	3.5A
XZM-RE41011	1.5mH	4.0A
XZM-RE41012	1.0mH	4.0A

SCHEMATIC 原理图

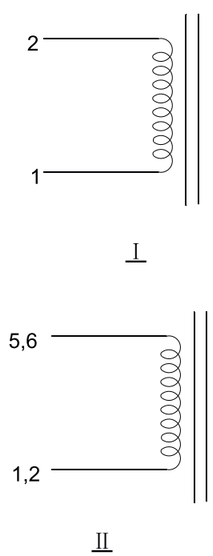

FERRITE TRANSFORMERS

FEATURES

- Primary / Secondary Insulation≥4000V
- Primary / Auxiliary Insulation≥1500V
- Creepage Distance Primary / Secondary≥6mm
- Construction Conforms to IEC950,IEC335,IEC61558
- Uses UL94 - V0 Listed Materials

产品特点

- 初级/ 次级绝缘大于或等于4000V
- 初级/ 反馈绕组绝缘大于或等于1500V
- 爬电距离初级/ 次级大于或等于6mm
- 结构符合IEC950，IEC60335，IEC61558
- 使用UL94-V0 绝缘材料

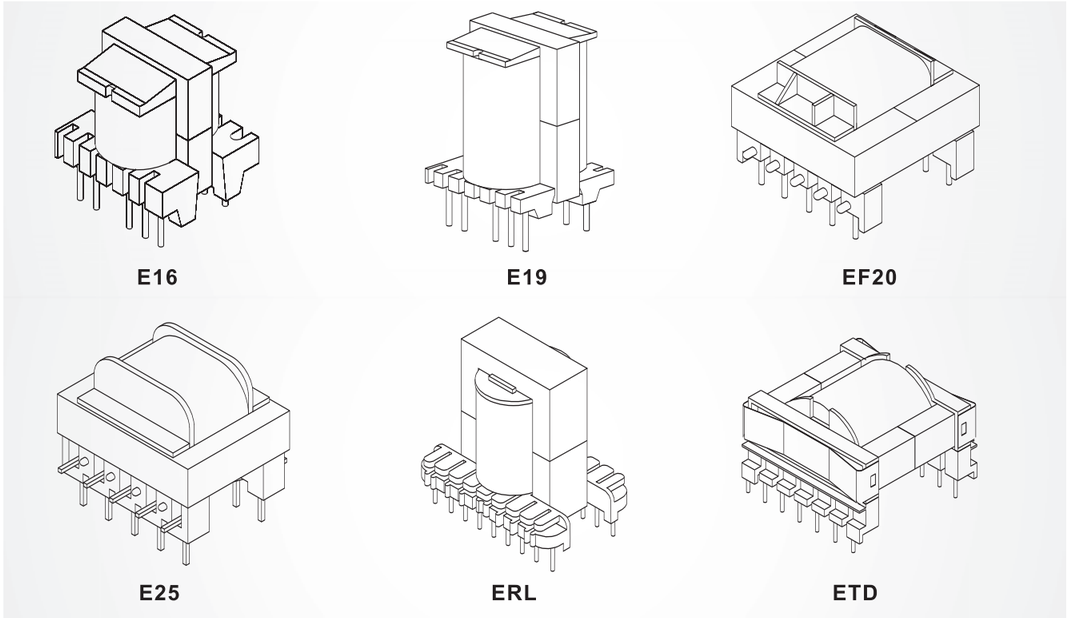



FERRITE TRANSFORMERS 高频变压器
MAGNETICS Transforming Power ZETTLER

DESIGN REFERENCE OF FLYBACK SWITCHING TRANSFORMER
反激式开关变压器设计参考

ITEM			常用结构				
			EI	EE	EF	EFD	EPC
常用功率 Common Power	67KHz	0-5W	EI16	EE16	EF16	EFD12	EPC13
		5-10W	EI19	EE19	EF19	EFD15	EPC17
		10-20W	EI20	EE22	EF20	EFD20	EPC19
		20-30W	EI25	EE25	EF25	EFD25	EPC24
		30-50W	EI30	EE30	EF30	EFD30	EPC28
		50-70W	EI40	EE40	EF32	—	EPC30
		70-100W	EI50	EE42	—	—	—
		100-150W	EI60	EE60	—	—	—
		150-200W	—	EE70	—	—	—
	100KHz	0-5W	EI12.6	EE13	EF12.6	—	EPC10
		5-10W	EI16	EE16	EF16	EFD12	EPC13
		10-20W	EI19	EE19	EF20	EFD15	EPC17
		20–50W	EI25	EE25	EF25	EFD20	EPC19
		50–100W	EI40	EE40	EF30	EFD25	EPC24
		100–200W	EI50	EE42	EF32	EFD30	EPC30
		优点 Advantages	应用较广泛，结构紧凑、体积小、工作频率高、工作电压范围广、损耗低 Wide Application ,compact size, high working frequency, wide operating voltage range, low power loss	应用广泛，价格便宜，工作频率高，工作电压范围广，磁心散热好， Wide Application, competitive price, high working frequency, wide operating voltage range, core with good heat - dissipation	应用广泛， 引线空间大，工作频率高、工作电压范围宽、热稳定性能好 Wide application ,enough space for leads, wide applicaton scope, high working frequency, wide operating voltage range, excellent thermostability	具有热阻小、损耗小、功率大、工作频率宽等使用优点。成品重量轻、高度低，易表面贴装 Low thermal resistance, low power loss, high power, wide frequency range, light weight and low height, easy assembling	具有热阻小、衰耗小、功率大、工作频率宽、重量轻、结构合理、易表面贴装、屏蔽效果好等优点 Low thermal resistance, low power loss, high power, wide frequency range, light weight and low height, easy assembling, good shielding effect
		缺点 Disadvantages	EMI–RFI效果不理想 Not very ideal in EMI-RFI effect			散热性能稍差，面积较大 slightly poor in heat dissipation, bigger size	
		应用场合 Application	电源转换变压器及扼流圈、DVD电源、照相机闪光灯、通讯设备及其它电子设备 Switching power module, choke, DVD power supply , camera flash, communication divice and other Electronic devices, etc.	广泛应用于程控交换机电源、液晶显示屏电源、大功率UPS逆变器电源、计算机电源、节能灯等领域 SPC exchange power supply, LCD power supply, high-power UPS inverter power supply ,computer power supply, lighting, etc.	广泛应用于电源滤波器、EMI滤波器、小型脉冲变压器等领域 Power-supply filter, EMI Filter, minitype pulse transformer, etc.	广泛应用于体积小而功率大的变压器，如精密仪器、模块电源、计算机终端输出等 Transformers with small size and high power, such as precise instrument, module power supply, computer terminal output, etc.	广泛应用于体积小而功率大且有屏蔽和电磁兼容要求的变压器，如精密仪器、程控交换机模块电源、导航设备等 Transformers with small size, high power, high requirement on electromagnetic shielding and compatibility, such as precise instrument, SPC exchange module power supply, navigation equipment, etc.

ITEM			常用结构					
			EER	ETD	EP	RM	POT	PQ
常用功率 Common Power	67KHz	0-5W	EER20	—	EP13	RM5	POT1408	—
		5-10W	EER28	—	EP17	RM6	POT1811	—
		10-20W	EER30	ETD29	EP20	RM8	POT2213	—
		20-30W	EER34	ETD34	—	RM10	POT3019	PQ2016
		30-50W	EER39	ETD44	—	RM12	POT3622	PQ2625
		50-70W	EER42	ETD49	—	RM12	—	PQ3026
		70-100W	EER49	—	—	RM14	—	PQ3230
		100-150W	EER59	—	—	—	—	PQ4030
		150-200W	—	—	—	—	—	PQ5050
	100KHz	0-5W	—	—	EP10	RM4	POT1107	—
		5-10W	EER20	—	EP13	RM5	POT1408	—
		10-20W	EER28	ETD29	EP17	RM6	POT1811	—
		20–50W	EER30	ETD34	EP20	RM10	POT2213	PQ2016
		50–100W	EER35	ETD44	—	RM12	POT3019	PQ2625
		100–200W	EER42	ETD49	—	RM14	POT3622	PQ3026
		优点 Advantages	耦合位置好，可设计功率大而漏感小的变压器 Good coupling position, better for designing with high power and low leakage	可设计出功率大且漏感小的变压器,同时易于组装，安规成本，电磁屏蔽，标准化难易等各方面都很出色。 Better for designing with high power and low leakage； easy assembling ；outstanding in safety performance, EMI and standardization	具有磁屏蔽效果好、分布电容小、传输损耗低、电感量高、漏感小、磁场分布均匀等优点，且骨架配有多路接头，易设计多路输出变压器 Good shielding effect , small distributed capacitance, low transmission loss and leakage, even magnetic field, bobbin with multi-Pins , better for designing with multi-output	磁屏蔽效果好，抗干扰能力强，漏磁小，骨架备有多路引脚，可设计多路输出变 压器，可高密度安装。 EMI–RFI效果较理想 Good shielding effect,strong anti-interference capacity, low leakage flux, bobbin with multi-Pins , better for designing with multi-output	体积小、绕线方便、磁屏蔽及散热效果均衡 Compact size, good magnetic shield effect, excellent heat - dissipation effect	相同功率下，体积小，损耗小，温升低，抗干扰性能好，能有效减少安装体积，备有多个引脚，绕制接线方便。组装成本低，易满足安规要求 Compact size ,lowe power loss, low temperature rise, strong anti-interference capacity ,save the install size ,bobbin with multi-Pins, easy to meet safety requirement
		缺点 Disadvantages	内部线圈散热不良,温升较高 Poor heat dissipation in inner coil, high temperature rise	EMI–RFI效果不理想 Not very ideal in EMI-RFI effect 开关电源，传输变压器，电子镇流器。广泛应用于家电、通讯、照明、 医疗设备、办公自动化、军品、OA设备、电子仪器、航空航天等领域 switching power supply, transmission transformers, electronic ballast. Widely use in household appliances,communication, lighting, medical Equipment, office automation, military products, OA equipment, electronic instrument,aerospace engineering, etc.	不好绕线，绕制成本很高 Difficult for winding, high winding cost	散热较差，安规成本较高，磁心价格较贵，PIN之间排列不规则，出于安规要求，一般需飞线 poor in heat dissipation, high cost for safety certificate ,expensive core, irregular Pins layout ,for safety	较贵，不通用 More expensive, not universal	价格较贵，标准化较难，一般做大功率产品使用 More expensive, hard for standardization, apply to product with high power
		应用场合 Application	开关电源变压器，脉冲变压器,电子镇流器等 SMPT, pulse transformer,electronic ballast, etc.		宽带变压器、电感器、隔离变压器、匹配变压器，广泛应用于程控交换机终端和精密电子设备等领域 Wideband Transformer, inductor, isolating transformer, matching transformer. Widely use in SPC exchange terminal, sophisticated electronics, etc.	主要应用于载波通讯、网络、数字、计算机等领域 Widely use in the field of carrier wave communication, internet, digital, computer ,etc.	载波滤波器、高灵敏度感应器、高效率传感器、电源转换变压器等 Carrier filter, high sensitivity inductor , high efficiency sensor , Switching power module, etc.	主功率变压器、驱动变压器、平滑扼流圈、辅助功率变压器。主要应用于网络、通讯、电源、电器设备、医疗等领域 Driver transformer, smoothing choke, Auxiliary power transformer.Widely use in internet, communication, power supply, electrical equipment, medical equipment, etc.

RECOMMENDED FOOT POSITION FOR POWER FREEITE SWITCHING TRANSFORMERS 常用脚位推荐

VERTICAL STRUCTURE 立式结构

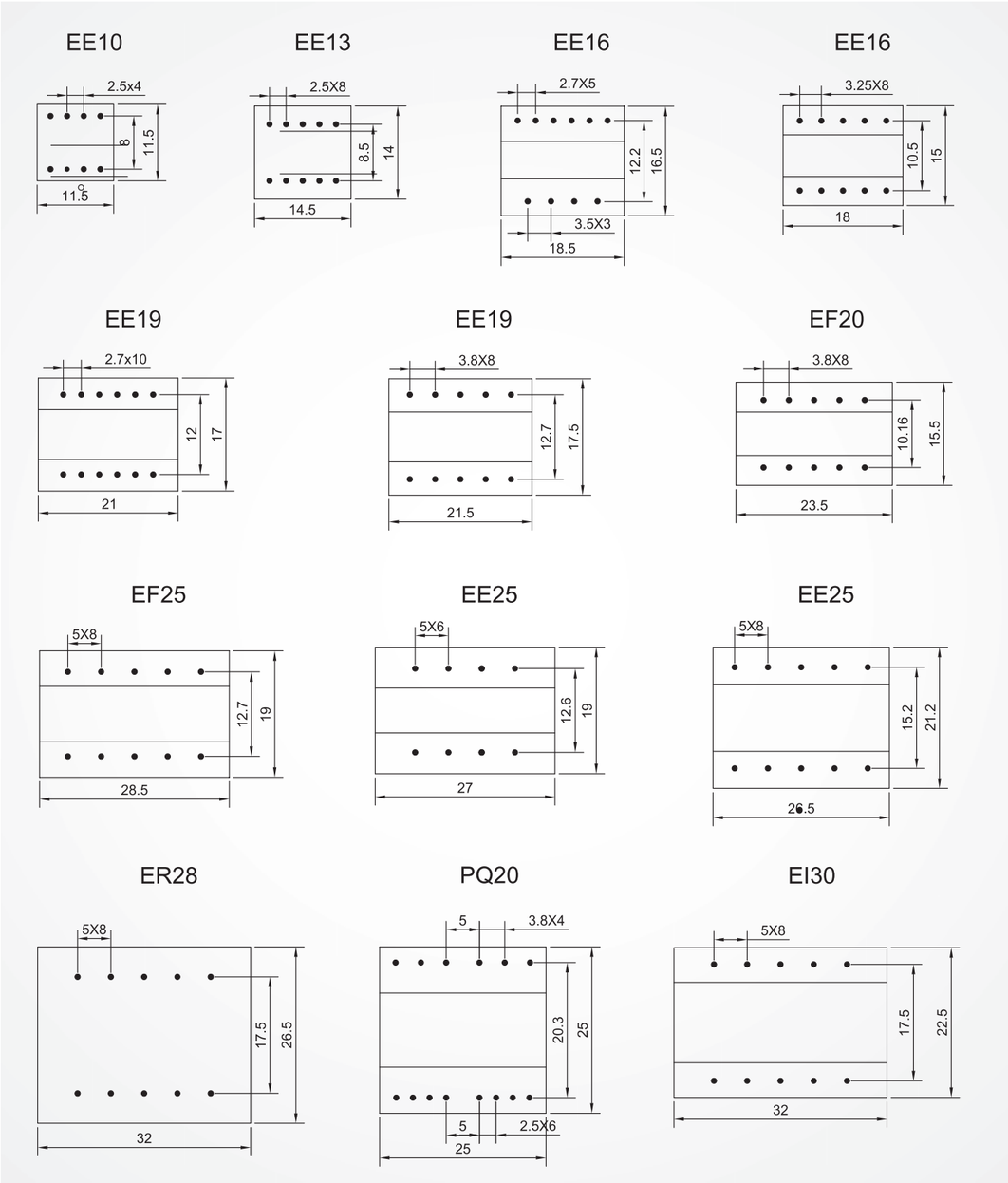

FERRITE TRANSFORMERS 高频变压器
MAGNETICS Transforming Power ZETTLER

HORIZONTAL STRUCTURE 卧式结构

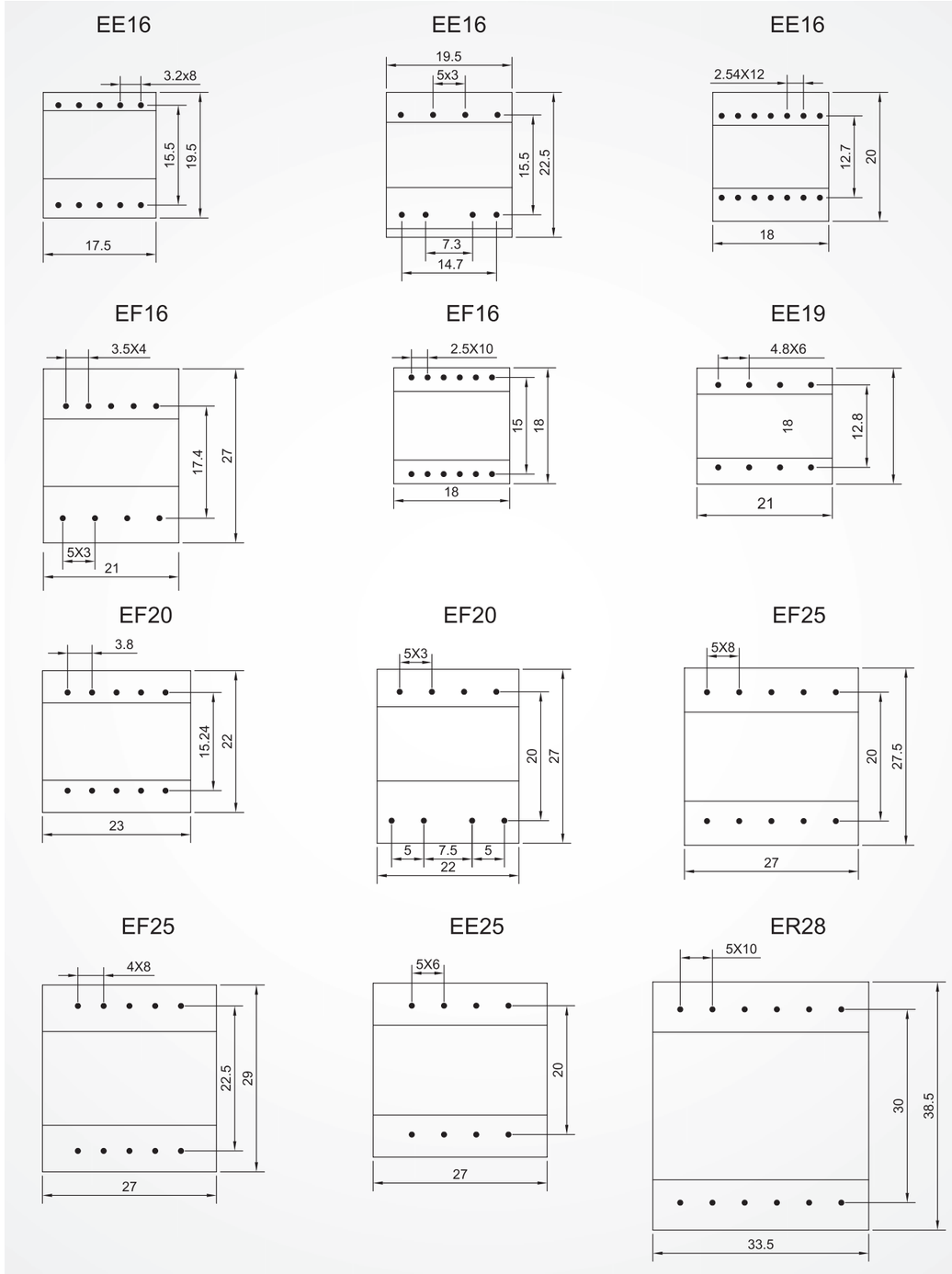

SIZE E16

SINGLE OUTPUT:5 or 12v

PIN 3 Removed
PCB Hole Diameter = 1.1mm

Order Number	Output Power Maximum	Windings					Ambient Temperature	Frequency
			Pins	Voltage	Current Maximum	Inductance (+/-10%)		
XZM-E16100	1.5w	Pri	10-9	85-265Vrms	0.28Apeak	6000μH	< 85℃	44KHZ
		S1	5-2	3.3-6Vdc	0.4Adc			
XZM-E16101	1.5w	Pri	10-9	85-265Vrms	0.28Apeak	6000μH	< 85℃	44KHZ
		S1	5-2	7.5-15Vdc	0.2Adc			
XZM-E16102	3.1w	Pri	10-9	85-265Vrms	0.34Apeak	4200μH	< 70℃	44KHZ
		S1	5-2	3.3-6Vdc	0.9Adc			
XZM-E16103	3.1w	Pri	10-9	85-265Vrms	0.34Apeak	4200μH	< 70℃	44KHZ
		S1	5-2	7.5-15Vdc	0.4Adc			
XZM-E16104	9w	Pri	10-9	85-265Vrms	0.48Apeak	2100μH	< 60℃	132KHZ
		S1	5-2	3.3-6Vdc	1.5Adc			
XZM-E16105	9w	Pri	10-9	85-265Vrms	0.48Apeak	2100μH	< 60℃	132KHZ
		S1	5-2	7.5-15Vdc	0.9Adc			

MECHANICAL SPECIFICATION 尺寸图

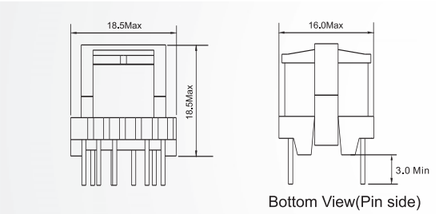

SCHEMATIC 原理图圖

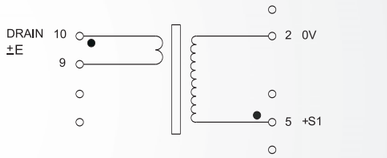

PIN 3 Removed PCB Hole Diameter = 1.1mm

SIZE E16

SINGLE OUTPUT:5/12v

PIN 3 Removed
PCB Hole Diameter = 1.1mm

Order Number	Output Power Maximum	Windings					Ambient Temperature	Frequency
			Pins	Voltage	Current Maximum	Inductance (+/-10%)		
XZM-E16106	5w	Pri	4-6	85-265Vrms	0.27Apeak	3900μH	< 70℃	132KHZ
		Aux	2-1	7-14Vdc	0.1Adc			
		S1	9-10	3.3-7Vdc	1.2Adc			
		S2	7-8	8-17Vdc	0.4Adc			
XZM-E16107	12w	Pri	4-6	185-265Vrms	0.55Apeak	1660μH	< 50℃	132KHZ
		Aux	2-1	7-14Vdc	0.1Adc			
		S1	9-10	3.3-7Vdc	2.0Adc			
		S2	7-8	8-17Vdc	1Adc			

MECHANICAL SPECIFICATION 尺寸图

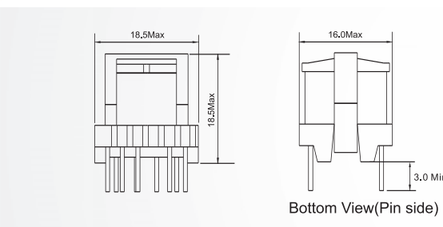

SCHEMATIC 原理图

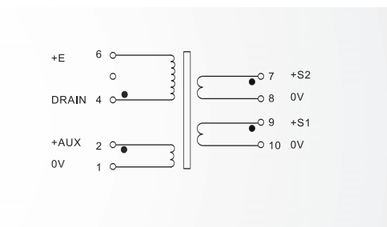

PIN 3 Removed PCB Hole Diameter = 1.1mm

SIZE E16

SINGLE OUTPUT:5 or 12v

PIN 3 Removed
PCB Hole Diameter = 1.1mm

Order Number	Output Power Maximum	Windings					Ambient Temperature	Frequency
			Pins	Voltage	Current Maximum	Inductance (+/-10%)		
XZM-E16108	6W	Pri	4-6	85-265Vrms	0.35Apeak	3000μH	< 60℃	132KHZ
		Aux	2-1	8-16Vdc	0.1Adc			
		S1	9-10	3-6Vdc	1.2Adc			
XZM-E16109	6W	Pri	4-6	85-265Vrms	0.38Apeak	3000μH	< 60℃	132KHZ
		Aux	2-1	8.5-17Vdc	0.1Adc			
		S1	9-10	9-18Vdc	0.5Adc			

MECHANICAL SPECIFICATION 尺寸图

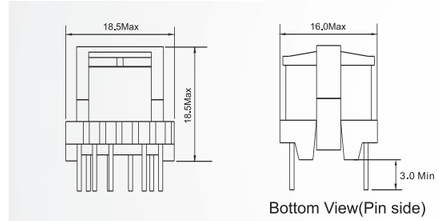

SCHEMATIC 原理图

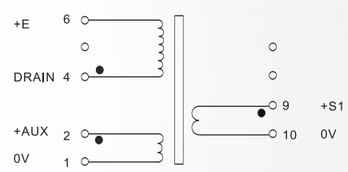

PIN 3 Removed PCB Hole Diameter = 1.1mm

SIZE E16

DUAL OUTPUT:3.3+5V

PIN 3 Removed
PCB Hole Diameter = 1.1mm

Order Number	Output Power Maximum	Windings					Ambient Temperature	Frequency
			Pins	Voltage	Current Maximum	Inductance (+/-10%)		
XZM-E16110	6W	Pri	4-6	85-265Vrms	0.35Apeak	3000μH	< 60℃	132KHZ
		Aux	2-1	8-16Vdc	0.1Adc			
		S1	9-10	2-4Vdc	1.8Adc			
		S2	7-10	3-6(VOR)	1.2Adc			

MECHANICAL SPECIFICATION 尺寸图

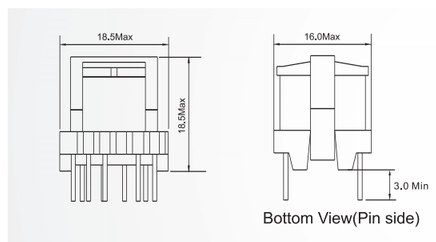

SCHEMATIC 原理图

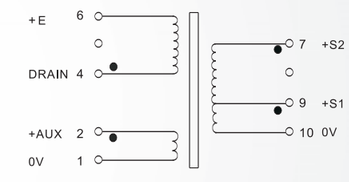

PIN 3 Removed PCB Hole Diameter = 1.1mm

SIZE E16

2 OUTPUT:2x24V

PIN 3 Removed
PCB Hole Diameter = 1.1mm

Order Number	Output Power Maximum	Windings					Ambient Temperature	Frequency
			Pins	Voltage	Current Maximum	Inductance (+/-10%)		
XZM-E16111	12W	Pri	4-6	185-265Vrms	0.5Apeak	1800μH	< 50℃	132KHZ
		Aux	2-1	9-18Vdc	0.2Adc			
		S1	9-10	15-30Vdc	0.4Adc			
		S2	7-8	15-30Vdc	0.4Adc			

MECHANICAL SPECIFICATION 尺寸图

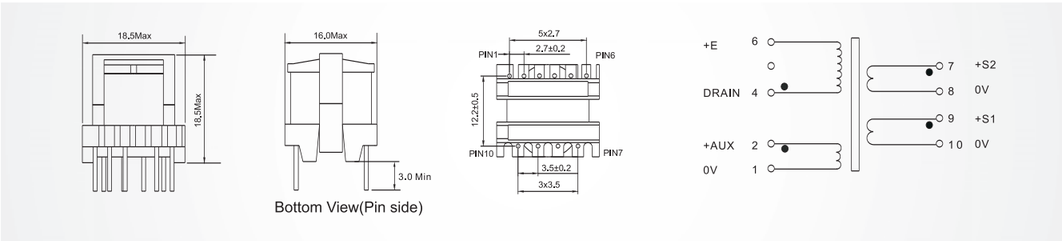

SCHEMATIC 原理图

PIN 3 Removed PCB Hole Diameter = 1.1mm

TYPICAL OUTPUTS

+24V 0.5A with S1-S2 in parallel
+48V 0.25A with S1-S2 in series(8-9connected)
+15V/-15V 0.4A with pins 8-9 connected to 0V

SIZE E16

3 OUTPUT:5/15/24V

PIN 3 Removed
PCB Hole Diameter = 1.1mm

Order Number	Output Power Maximum	Windings					Ambient Temperature	Frequency
			Pins	Voltage	Current Maximum	Inductance (+/-10%)		
XZM-E16112	12W	Pri	4-6	185-265Vrms	0.5Apeak	1800μH	< 50℃	132KHZ
		Aux	2-1	12Vdc	0.2Adc			
		S1	9-10	5Vdc	1.5Adc			
		S2	8-10	15Vdc	0.6Adc			
		S3	7-10	24Vdc	0.4Adc			

MECHANICAL SPECIFICATION 尺寸图

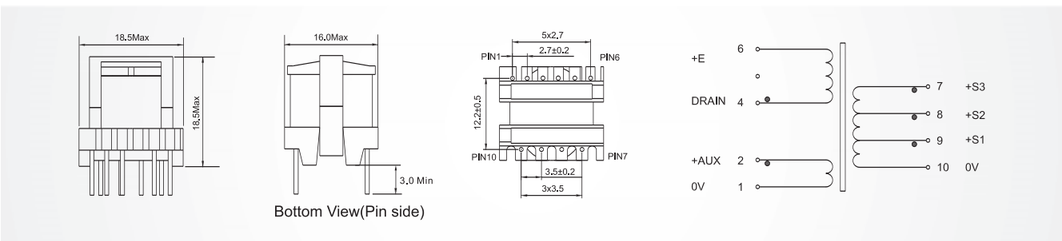

SCHEMATIC 原理图

PIN 3 Removed PCB Hole Diameter = 1.1mm

SIZE E19

2 OUTPUT:5/12V

PCB Hole Diameter = 1 1mm

Order Number	Output Power Maximum	Windings					Ambient Temperature	Frequency
			Pins	Voltage	Current Maximum	Inductance (+/-10%)		
XZM-E19100	18w	Pri	4-6	85-265Vrms	0.8Apeak	1250μH	< 50℃	132KHZ
		Aux	2-1	7-12Vdc	0.1Adc			
		S1	9-10	3.3-7Vdc	3Adc			
		S2	7-8	8-16.5Vdc	1.4Adc			
XZM-E19101	18w	Pri	4-6	85-265Vrms	1.1Apeak	900μH	< 50℃	100KHZ
		Aux	2-1	7-12Vdc	0.1Adc			
		S1	9-10	3.3-7Vdc	3Adc			
		S2	7-8	8-16.5Vdc	1.4Adc			

5 OUTPUT:3.3/5/12/18/30V

Order Number	Output Power Maximum	Windings					Ambient Temperature	Frequency
			Pins	Voltage	Current Maximum	Inductance (+/-10%)		
XZM-E19102	16w	Pri	9-10	85-265Vrms	0.85Apeak	1250μH	<60℃	132KHZ
		Aux	8-7	15Vdc	0.2Adc			
		S1	5-6	3.3Vdc	2Adc			
		S2	4-6	5Vdc	Sum S1+S2			
		S3	3-6	12Vdc	0.8Adc			
		S4	2-6	18Vdc	0.8Adc			
		S5	1-6	30Vdc	0.2Adc			

MECHANICAL SPECIFICATION 尺寸图

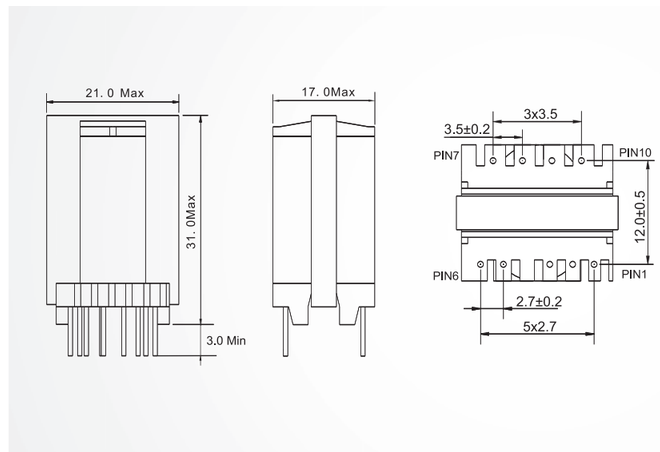

SCHEMATIC 原理图

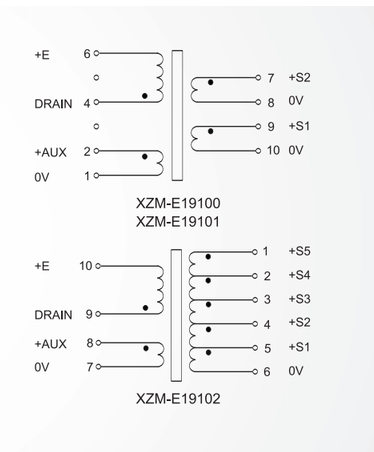

PCB Hole Diameter = 1.1mm

SIZE E20

2 or 3 OUTPUTS:5/5v or 12/12v or 3.3+5/12v

PIN 3 Removed
PCB Hole Diameter=1.2mm

Order Number	Output Power Maximum	Windings					Ambient Temperature	Frequency
			Pins	Voltage	Current Maximum	Inductance (+/-10%)		
XZM-EF2050	24w	Pri	4-5	185-265Vrms	1.0Apeak	1000μH	< 50℃	132KHZ
		Aux	2-1	11-18Vdc	0.3Adc			
		S1	6-7	9-15Vdc	1.5Adc			
		S2	9-10	9-15Vdc	1.5Adc			
XZM-EF2051	20w	Pri	4-5	185-265Vrms	0.9Apeak	1100μH	< 50℃	132KHZ
		Aux	2-1	15Vdc	0.3Adc			
		S1	7-8	3.3Vdc	3Adc SumS1+S2			
		S2	6-8	5Vdc				
		S3	9-10	12Vdc	1.3Adc			
XZM-EF2052	20w	Pri	4-5	185-265Vrms	0.85Apeak	1300μH	< 50℃	132KHZ
		Aux	2-1	7-18Vdc	0.3Adc			
		S1	6-7	3-7.5Vdc	2.0Adc			
		S2	9-10	3-7.5Vdc	2.0Adc			

MECHANICAL SPECIFICATION 尺寸图

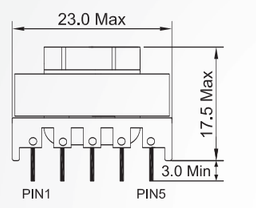

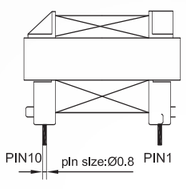

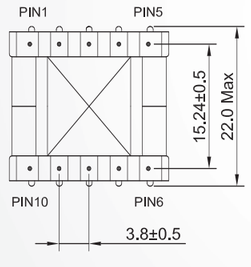

SCHEMATIC 原理图

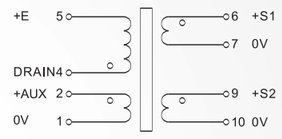

XZM-EF2050
XZM-EF2052

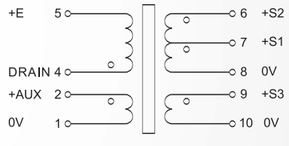

XZM-EF2051

PCB Hole Diameter=1.2mm

SIZE E25

3 or 1 OUTPUTS:5+12/12v or 24v

PIN 4 Removed
PCB Hole Diameter=1.4mm

Order Number	Output Power Maximum	Windings					Ambient Temperature	Frequency
			Pins	Voltage	Current Maximum	Inductance (+/-10%)		
XZM-E25100	30w	Pri	3-5	185-265Vrms	1.5Apeak	750μH	< 50℃	132KHZ
		Aux	2-1	7-14.5Vdc	1Adc			
		S1	7-8	3.3-7Vdc	3Adc			
		S2	6-8	8-16Vdc	1.5Adc			
		S3	9-10	8-16Vdc	1.5Adc			
XZM-E25101	35w	Pri	3-5	185-265Vrms	1.1Apeak	1100μH	< 50℃	132KHZ
		Aux	2-1	8-16Vdc	1Adc			
		S1	6-10	15-30Vdc	1.4Adc			

Note for XZM-E25100:S2 and S3 can be connected in series or in parallel

MECHANICAL SPECIFICATION 尺寸图

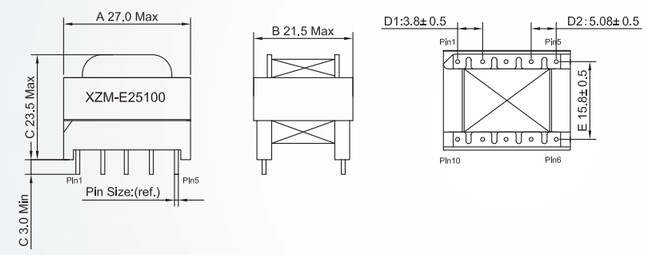

SCHEMATIC 原理图

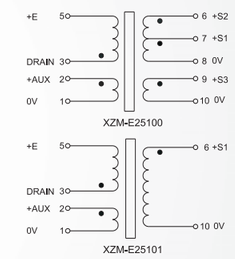

SIZE ERL28

5 OUTPUTS:3.3/5/12/18/30v

PCB Hole Diameter=1.3mm

Part NO	Output Power Maximum	Windings					Ambient Temperature	Frequency
			Pins	Voltage	Current Maximum	Inductance (+/-10%)		
XZM-EC2850	60w	Pri	5-1	185-265Vrms	3.0Apeak	500μH	< 50 ℃	60 or 132KHZ
		Aux	8-9	15Vdc	0.5Adc			
		S1	14+15/12+13	3.3Vdc	7Adc Sum S1+S2			
		S2	11/12+13	5Vdc				
		S3	16-10	12Vdc	2Adc			
		S4	17-10	18Vdc	2Adc			
		S5	18-10	30Vdc	0.5Adc			

MECHANICAL SPECIFICATION 尺寸图

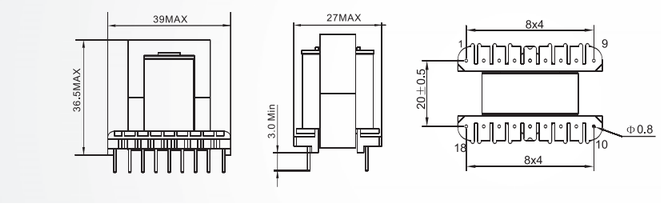

SCHEMATIC 原理图

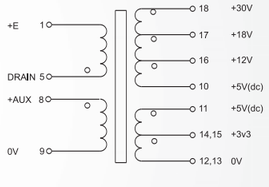

PCB Hole Diameter=1.3mm

SIZE ETD29

4 OUTPUTS:5+12/5+12v

PIN 4 Removed
PCB Hole Diameter=1.3mm

Part NO	Output Power Maximum	Windings					Ambient Temperature	Frequency
			Pins	Voltage	Current Maximum	Inductance (+/-10%)		
XZM-ED2950	60w	Pri	5-7	185-265Vrms	3.0Apeak	500μH	< 50 ℃	60 or 132KHZ
		Aux	3-2	7-14.5Vdc	0.5Adc			
		S1	12-13	3.3-7Vdc	4Adc			
		S2	11-13	8-16.5Vdc	2.5Adc			
		S3	9-10	3.3-7Vdc	4Adc			
		S4	8-10	8-16.5Vdc	2.5Apeak			

Note:S1/S3 or S2/S4 can be connected in series or in parallel

MECHANICAL SPECIFICATION 尺寸图

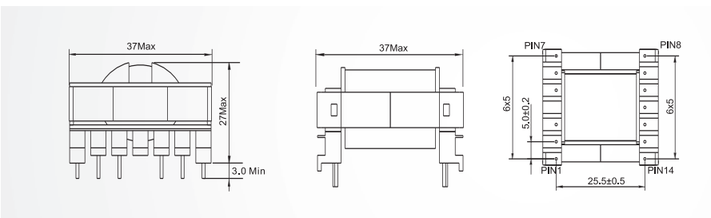

SCHEMATIC 原理图

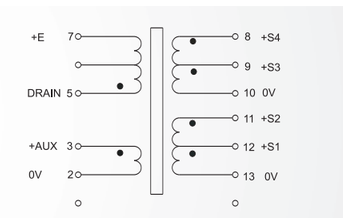

PIN 4 Removed PCB Hole Diameter=1.3mm

SIZE ETD34

4 OUTPUTS:5+12/5+12v

PIN 4 Removed
PCB Hole Diameter=1.5mm

Part NO	Output Power Maximum	Windings					Ambient Temperature	Frequency
			Pins	Voltage	Current Maximum	Inductance (+/-10%)		
XZM-ED3450	90w	Pri	5-7	185-265Vrms	2.8Apeak	500μH	< 50 ℃	132KHZ
		Aux	3-2	7-14Vdc	0.5Adc			
		S1	12-13	3.3-6.5Vdc	5Adc			
		S2	11-13	8.5-17Vdc	3Adc			
		S3	9-10	3.3-6.5Vdc	5Adc			
		S4	8-10	8.5-17Vdc	3Adc			

Note:S1/S3 or S2/S4 can be connected in series or in parallel

MECHANICAL SPECIFICATION 尺寸图

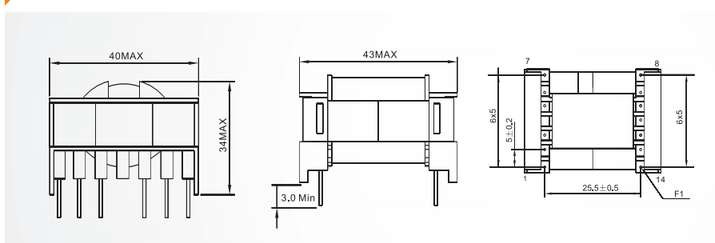

SCHEMATIC 原理图

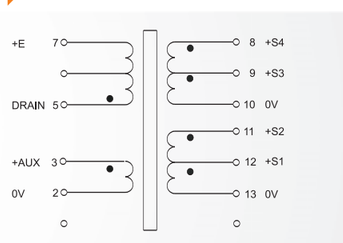

PIN 4 Removed PCB Hole Diameter=1.5mm

SIZE ETD39

4 OUTPUTS:5+12/5+12v

PIN 4 Removed
PCB Hole Diameter=1.5mm

Part NO	Output Power Maximum	Windings					Ambient Temperature	Frequency
			Pins	Voltage	Current Maximum	Inductance (+/-10%)		
XZM-ED3950	140w	Pri	5-7	185-265Vrms	4Apeak	440μH	< 50 ℃	132KHZ
		Aux	3-2	7-14Vdc	0.5Adc			
		S1	14-15	3.3-6.5Vdc	5Adc			
		S2	13-15	8.5-17Vdc	5Adc			
		S3	11-12	3.3-6.5Vdc	5Adc			
		S4	10-12	8.5-17Vdc	5Adc			

MECHANICAL SPECIFICATION 尺寸图

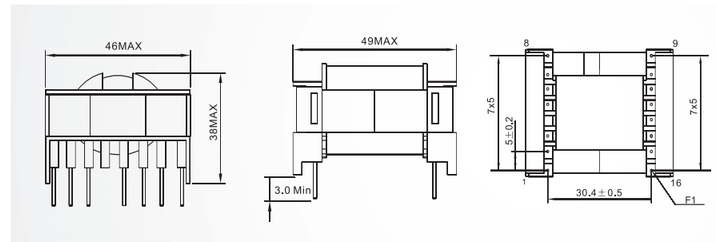

SCHEMATIC 原理图

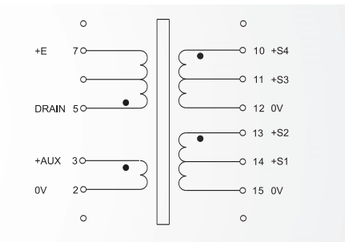

PIN 4 Removed PCB Hole Diameter=1.5mm

SIZE ETD44

4 OUTPUTS:5+12/5+12v

PIN 4 Removed
PCB Hole Diameter=1.5mm

Part NO	Output Power Maximum	Windings					Ambient Temperature	Frequency
			Pins	Voltage	Current Maximum	Inductance (+/-10%)		
XZM-ED4450	180w	Pri	5-7	185-265Vrms	8Apeak	300μH	< 50 ℃	60 or 132KHZ
		Aux	3-2	7-14Vdc	0.5Adc			
		S1	16-17	3.3-6.5Vdc	6Adc			
		S2	15-17	8.5-17Vdc	5Adc			
		S3	13-14	3.3-6.5Vdc	6Adc			
		S4	12-14	8.5-17Vdc	5Adc			

Note:S1/S3 or S2/S4 can be connected in series or in parallel

MECHANICAL SPECIFICATION 尺寸图

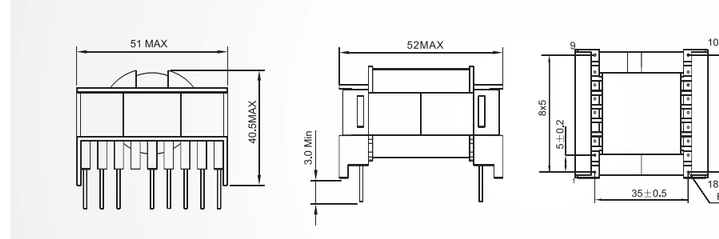

SCHEMATIC 原理图

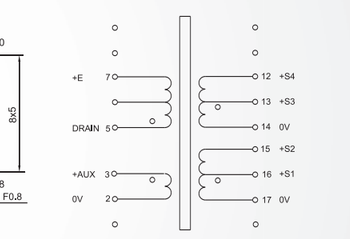

PIN 4 Removed PCB Hole Diameter=1.5mm

DC TO AC HIGH INSULATION AND STEP-UP TRANSFORMER

FEATURES

- Vacuum Filling
- Excellent Power Densities
- Multiple groove bobbin design
- High efficiency，Low Temperature Rise
- DC-AC design ,High output voltage
- Primary/Secondary Insulation≧3750V
- Operating temperature from -40℃ to 85℃
- Storage temperature from -40℃ to 120℃
- Uses UL94-V0 listed materials

产品特点

- 真空灌封
- 功率密度大
- 多沟槽骨架设计
- 低温升，高效率
- 直流转交流设计，输出电压高
- 初级/次级绝缘绝缘大于或等于3750V
- 工作温度范围：–40℃ ~ 85℃
- 储存温度范围：–40℃ ~ 120℃
- 使用UL94–V0绝缘材料

MECHANICAL SPECIFICATION 尺寸图

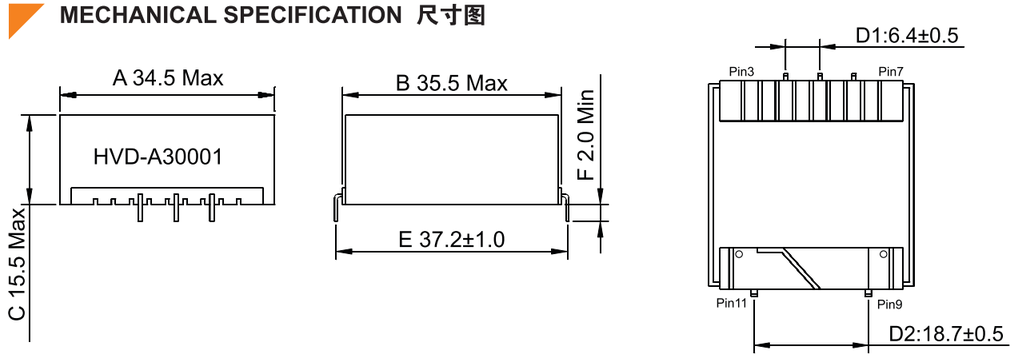

ELECTRICAL SPECIFICATION 电气规格

Item 项目	Specification 性能参数
Input voltage 输入电压	DC12~24V
Output voltage 输出电压	AC1000V~8000V
Power 功率	5W~80W

SCHEMATIC 原理图

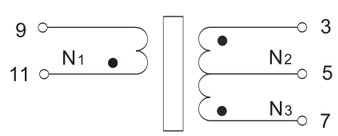

ADVANTAGES 优势

Compare with traditional open frame design which is easy to cause high voltage discharge and burn, our DC-AC High insulation and Step-up transformers have more advantages. It utilizes the Multiple groove bobbin design and full vacuum potting process to achieve reinforced insulation and safety, well against dust and humidity, anti-shock and has compact construction etc.

我司新开发设计的DC–AC升压变压器与传统的DC–AC升压变压器相比较，具有明显优点。传统的DC–AC升压变压器，采用敞开式的结构，此结构变压器容易产生高压放电现象而造成烧机。而我司采用完全真空灌胶工艺灌胶、多槽分压骨架设计。使得产品具有高绝缘、高安全的特点。另外，产品具有防潮湿、耐腐蚀、耐冲击及单位体积的输出功率大、结构紧凑等特点。

APPLICATION 适用场合

Suitable for LCD TV, LCD Indicator, Anion generator, Ozonizer etc.

适用于液晶电视、液晶显示器、负离子发生器、臭氧发生器等。

COMMON MODE CHOKES FOR EMI SUPPRESSION

SIZE U9.8

ELECTRICAL SPECIFICATION 电气规格

Part NO	Inductance Common Mode (mH) Min	Rated Current Irms(Amp)	Resistance per Winding (ohm)Max	Inductance Differential Mode (μH)Min	Resonant Frequency (kHz)Min
XZM-U10100	33	0.18	7	710	210
XZM-U10101	18	0.26	3.5	360	280
XZM-U10102	10	0.35	2	210	400
XZM-U10103	4.7	0.5	0.95	100	610
XZM-U10104	2.2	0.8	0.4	45	910
XZM-U10105	1	1.1	0.21	20	1300

MECHANICAL SPECIFICATION 尺寸图

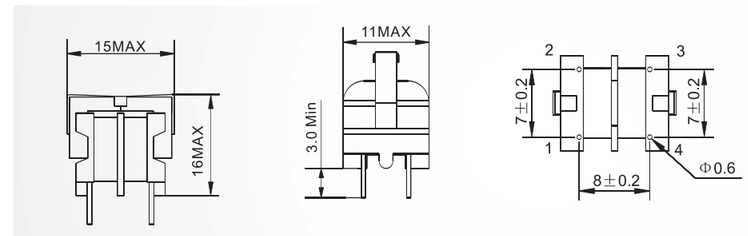

View from pin side　PCB Drilling diameter 1.0mm

SCHEMATIC 原理图

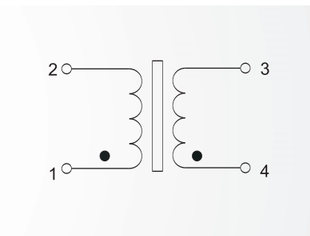

SIZE U10.5

ELECTRICAL SPECIFICATION 电气规格

Part NO	Inductance Common Mode (mH) Min	Rated Current Irms(Amp)	Resistance per Winding (ohm)Max	Inductance Differential Mode (μH)Min	Resonant Frequency (kHz)Min
XZM-U11100	33	0.35	3	400	170
XZM-U11101	18	0.45	1.7	240	220
XZM-U11102	10	0.6	1	140	320
XZM-U11103	4.7	0.9	0.43	65	480
XZM-U11104	2.2	1.3	0.23	32	740
XZM-U11105	1	1.9	0.1	14	1000
XZM-U11106	51	0.3	4	530	125

MECHANICAL SPECIFICATION 尺寸图

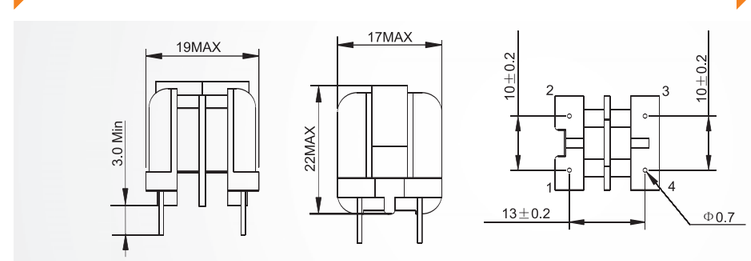

View from pin side　PCB Drilling diameter 1.1mm

SCHEMATIC 原理图

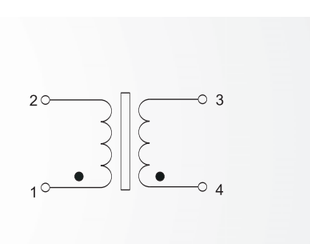

SIZE U16

ELECTRICAL SPECIFICATION 电气规格

Order Number	Inductance Common Mode (mH) Min	Rated Current Irms(Amp)	Resistance per Winding (ohm)Max	Inductance Differential Mode (μH)Min	Resonant Frequency (kHz)Min
XZM-U16100	22	0.75	1	230	170
XZM-U16101	15	0.9	0.75	150	210
XZM-U16102	10	1.1	0.44	100	280
XZM-U16103	4.7	1.5	0.24	50	440
XZM-U16104	2.2	2.3	0.095	20	650
XZM-U16105	1	3.3	0.046	10	1000

MECHANICAL SPECIFICATION 尺寸图

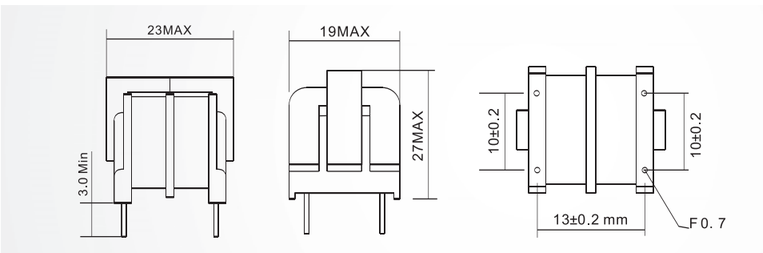

View from pin side PCB Drilling diameter 1.1mm

SCHEMATIC 原理图

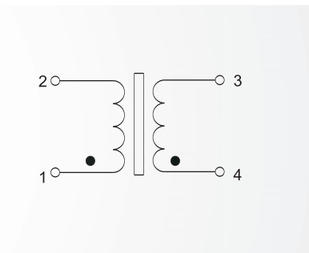

SIZE E25

ELECTRICAL SPECIFICATION 电气规格

Order Number	Common Mode (mH) Min	Rated Current Irms(Amp)	stance per Winding (ohm)Max	Inductance Differential Mode (μH)Min	Resonant Frequency (kHz)Min
XZM-E25102	22	0.9	0.54	130	170
XZM-E25103	15	1.1	0.35	90	210
XZM-E25104	10	1.3	0.22	50	270
XZM-E25105	4.7	1.8	0.105	25	400
XZM-E25106	2.2	2.7	0.05	11	630
XZM-E25107	1	4	0.03	7	950

MECHANICAL SPECIFICATION 尺寸图

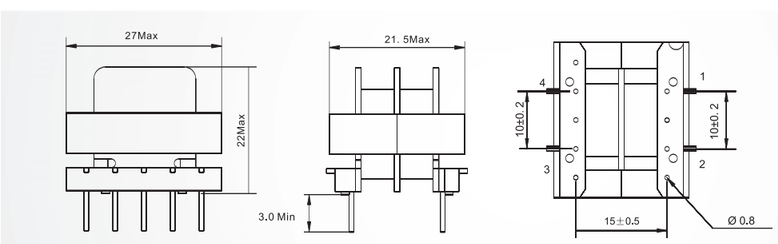

View from pin side PCB Drilling diameter 1.2mm

SCHEMATIC 原理图

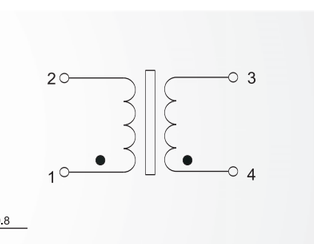

DRUM CORE CHOKES

FEATURES

- For Use as Filtering or DC/DC Power Conversion.
- Electrical Characteristics at 25℃
- Ambient Temperature up to 70℃ Without Derating

产品特点

- DC/DC电源转换转换滤波器
- 电性能测试环境温度为25℃
- 环境温度70℃电参数不衰减

ELECTRICAL SPECIFICATION 电气规格

Order Number	Inductance ±15%	Rated Current	Saturation Current	Resistance max
XZM-B10100	10uH	5.0 Arms	6.5Apeak	0.016Ω
XZM-B10101	22uH	3.5 Arms	4.2Apeak	0.031Ω
XZM-B10102	47uH	2.4 Arms	2.9Apeak	0.07Ω
XZM-B10103	100uH	1.5 Arms	2.0Apeak	0.15Ω
XZM-B10104	220uH	1.1 Arms	1.35Apeak	0.30Ω
XZM-B10105	470uH	0.7 Arms	0.95Apeak	0.70Ω
XZM-B10106	820uH	0.55 Arms	0.7Apeak	1.15Ω

MECHANICAL SPECIFICATION 尺寸图

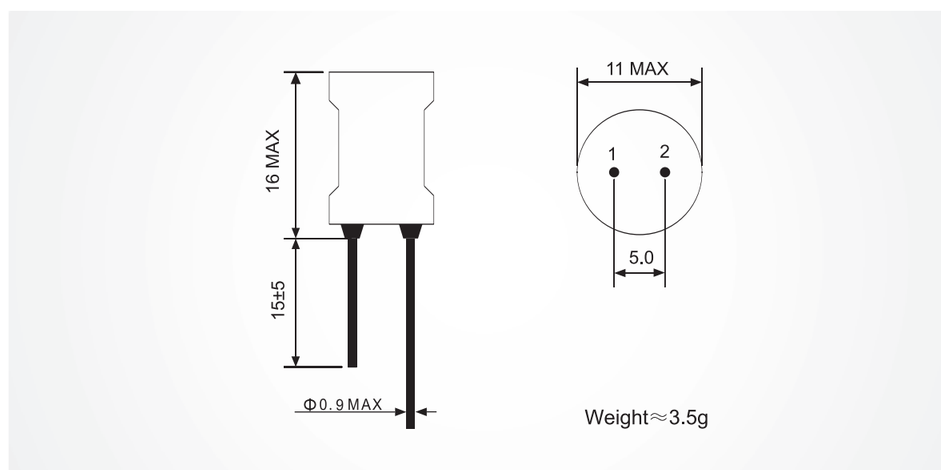

ACST−200 SERIES

FEATURES

- Primary Current Range 0.4 to 30 Arms
- Dielectric Strength 4000 Vrms
- Split bobbin design for 5.5 mm or 8.0 mm creepage and clearance
- Low profile(16 mm height)
- UL approved Class B insulation system

产品特点

- 输入电流范围从0.4到30A
- 初次级间耐压达4000Vrms
- 隔离式骨架设计，可分别满足5.5mm及8.0mm的爬电距离
- 紧凑的结构设计（高度只有16mm）
- 使用UL认证的B级绝缘系统材料



ELECTRICAL SPECIFICATION 电气规格

Primary Current Range	0.4 to 30 Arms
Frequency Range	50 to 200 Hz (sinusoidal)
Primary Resistance DC vaule Impedance at 50 Hz	 max.600 microohms typical < 1 milliohms
Clearance	5.5 or 8.0 mm
Creepage	5.5 or 8.0 mm
Dielectric Strength (at sea level for 1 min.)	4000 Vrms between primary and secondary
Ambient Temperature Operating Storage	 Primary Current Range 0.4 to 30A -40° C(-40° F) to 70° C(158° F) Primary Current Range 0.4 to 20A -40° C(-40° F) to 85° C(185° F) -40° C(-40° F) to 105° C(221° F)
Vibration	0.062"(1.5mm) DA at 10-55Hz
Shock	10 g
Bobbin	Nylon 66
Terminals	Tinned copper alloy,P.P.
Max. Solder Temp.	270° C(518° F)
Max. Solder Time	5 seconds
Weight	13 grams
Packing unit in pcs	48 per plastic tray /576 per carton box

NOTES

1. All values at 20 ° C(68° F)
2. Additional technical information is available at www.ZETTLERElectronics.com
3. Specifications subject to change without notice

SCHEMATIC 原理图

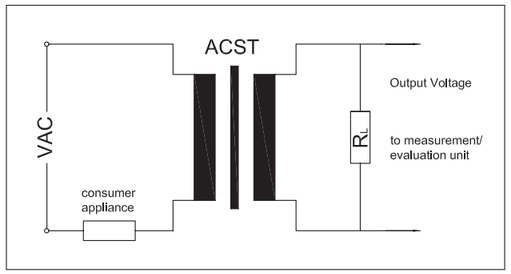

OUTPUT VOLTAGE

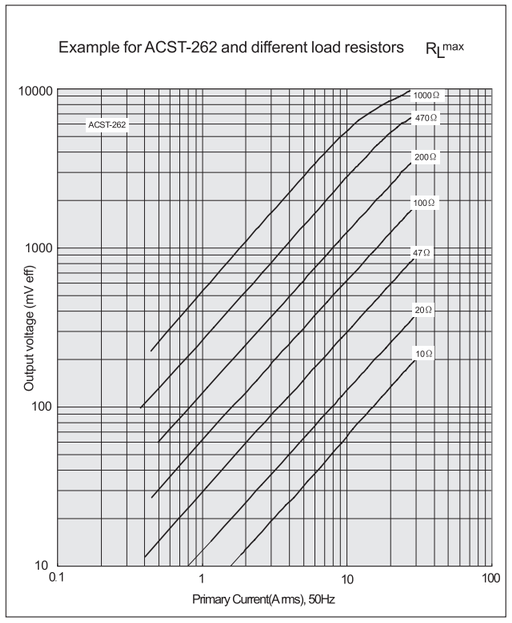

ELECTRICAL SPECIFICATION 电气规格

Order Number	Turns Ratio	R_L max (Ohms)	Output (mV/A)± 5%	Secondary Resistance (DC/Ohms)± 10%	Sense Inductance (H)± 30%
Perferred Type					
ACST-262-15	1:1500	200	123.3	220	5.2
Other Available Versions					
ACST-255-15	1:50	0.2	3.75	0.198	0.008
ACST-256-15	1:100	1	9.7	0.785	0.025
ACST-257-15	1:150	2	13.9	1.7	0.06
ACST-258-15	1:200	4.7	20.0	3.2	0.12
ACST-259-15	1:300	10	31.7	7.4	0.27
ACST-260-15	1:500	20	37.2	20	0.72
ACST-261-15	1:1000	100	91.7	79	2.4

NOTE

- "-15"indicates 5.5 mm clearance and creepage; substitute it with "-18" for 8.0 mm clearance and creepage.
- The output voltage is linear in the whole range of primary current, if the closen load resistor is not higher than value R_L max.
- Measured at primary current of 10 Arms, 50Hz and load resistor value R_L max.
- Measured at 1 V, 100 Hz, serial.

MECHANICAL SPECIFICATION 尺寸图

ACST-2xx-15

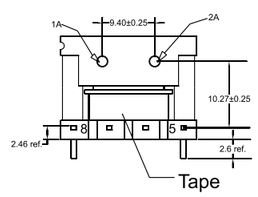

Bottom View

ACST-2xx-18

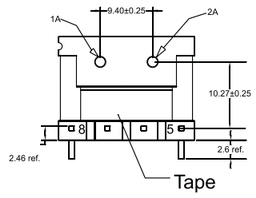

Bottom View

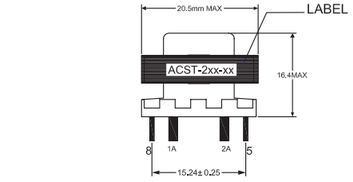

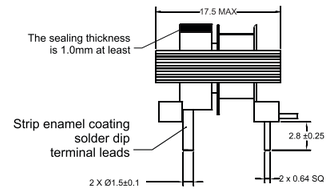

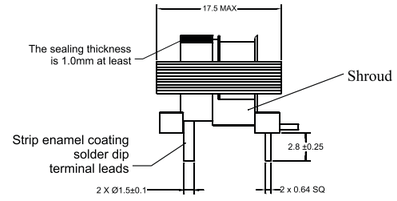

Dimensions in mm.

SCHEMATIC 原理图

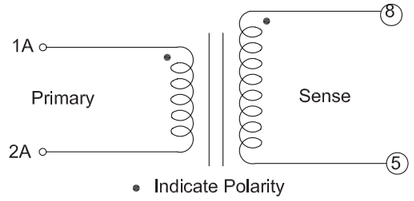

- Indicate Polarity

高精度电流互感器

FEATURES

- Current Range:0.1~30Arms
- Frequency:50~400Hz
- Accuracy Class:0.5S
- Hi-Pot: 3000Vrms , 1min
- between primary and secondary
- Operating Temperature Range :0°C to + 60°C
- Storage temperature from -40°C to 120°C

产品特点

- 电流范围：0.1~10Arms
- 频率：50~400Hz
- 精度等级：0.5S
- 耐压： P–S3000Vrms , 1 min
- 操作温度范围：0°C to + 60°C
- 贮存温度范围： –40°C to 120°C

SCHEMATIC 原理图

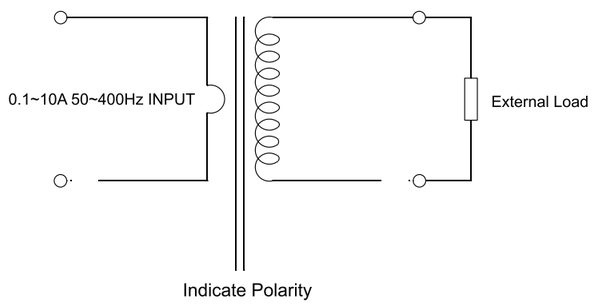

ELECTRICAL SPECIFICATION 电气规格

Order Number		Current Range	Turns Ratio	Rimax(Ohms)	Output(V/A)	Secondary Resistance (DC/Ohms)max
ZCT13050	ZCT13050-P	0.1~10 Arms	1:500	30	0.06	25
ZCT13100	ZCT13100-P	0.1~10 Arms	1:1000	100	0.1	100
ZCT13150	ZCT13150-P	0.1~10 Arms	1:1500	200	0.133	200
ZCT13200	ZCT13200-P	0.1~10 Arms	1:2000	250	0.125	400
ZCT26050		0.1~30 Arms	1:500	5	0.01	20
ZCT26100		0.1~30 Arms	1:1000	30	0.03	80
ZCT26150		0.1~30 Arms	1:1500	60	0.04	160
ZCT26200		0.1~30 Arms	1:2000	100	0.05	300

MECHANICAL SPECIFICATION 尺寸图

ZCT13

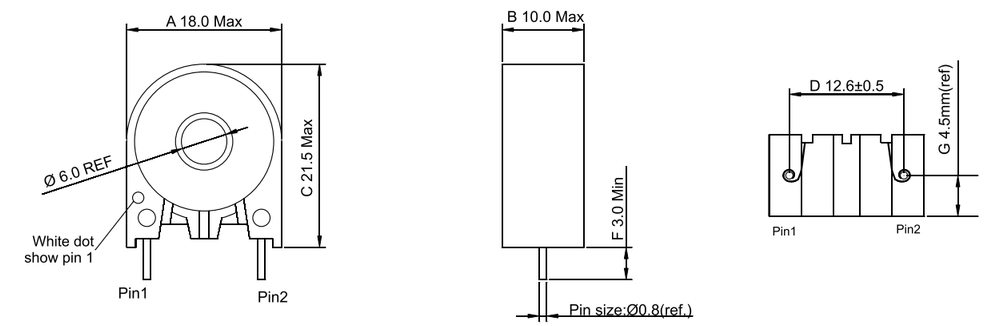

ZCT13-P

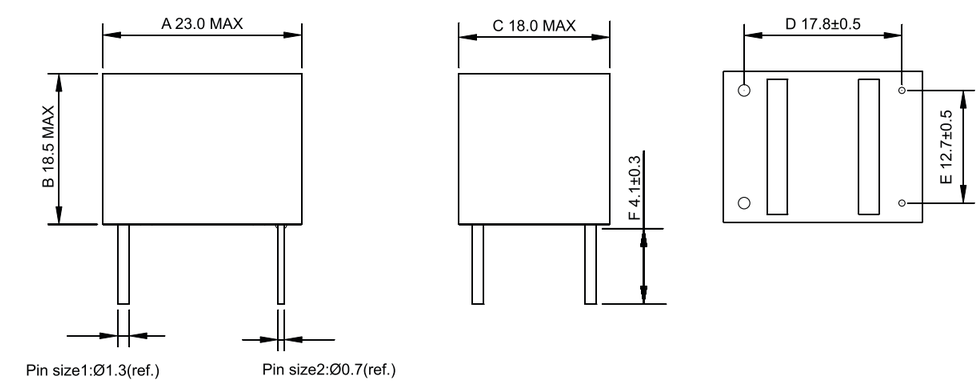

ZCT26

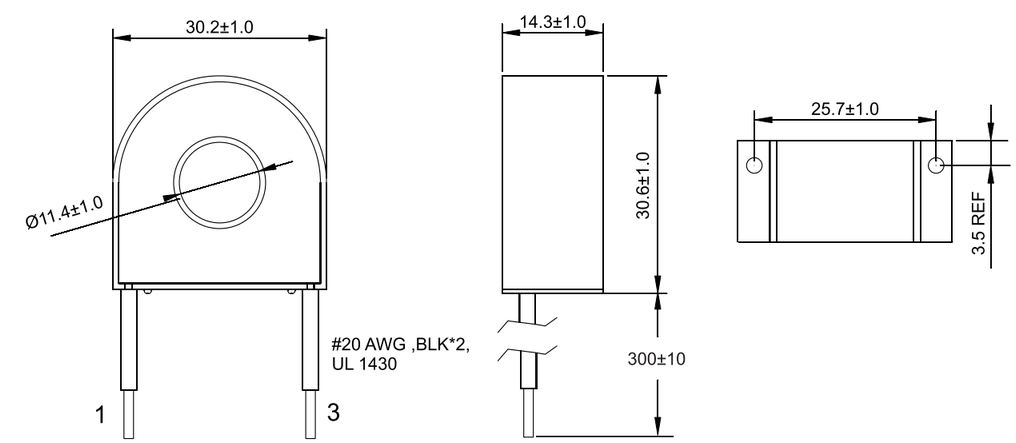

AH/ADH SERIES: EI Power PCB Transformer [1.1VA,2.4VA,6.0VA,12.0VA,20.0VA]

FEATURES

- UL5085-1,-3 Approved:UL File No.E177998
- Class B Insulation System
- Split bobbin Design
- Dielectric Strength 2500Vrms
- Optional Single 115V or Dual 115/230V Primaries at 50/60Hz
- Standard Dual Secondaries
- 5 Standard Sizes for a Variety of Power Application

产品特点

- 通过 UL5085-1,-3认证,认证号为:E177998
- 应用CLASS B（130°C）绝缘系统
- 隔离式骨架设计
- 初次极间耐压可达2500Vrms
- 可选择单输入115V 或者双输入115/230V　频率支持50/60Hz
- 标准双输出
- 对应不同的功率应用需求提供5种标准体积

MECHANICAL SPECIFICATION 尺寸图

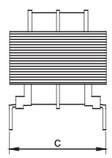

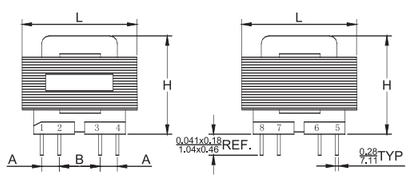

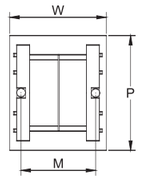

SCHEMATIC 原理图

6 Pin Type AH　　8 Pin Type ADH

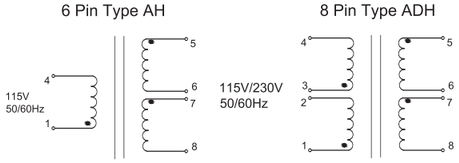

SIZE	VA	L	W	H	M	A	B	C	WT. (lbs.)
2	1.1	1.398max 35.5	1.181max 30.0	0.945max 24.0	—	0.250 6.35	0.250 6.35	1.220 30.99	0.17
3	2.4	1.398max 35.5	1.181max 30.0	1.201max 30.5	—	0.250 6.35	0.250 6.35	1.220 30.99	0.25
4	6.0	1.646max 41.8	1.339max 34.0	1.437max 36.5	1.063 27.0	0.250 6.35	0.350 8.89	1.280 32.51	0.44
5	12.0	1.909max 48.5	1.594max 40.5	1.437max 36.5	1.260 32.0	0.300 7.62	0.400 10.16	1.400 35.56	0.70
6	20.0	2.250max 57.5	1.875max 48.0	1.410max 36.5	1.496 38.00	0.300 7.62	0.400 10.16	1.590 40.39	0.80

Order Number		Rating Output	
Single 115V 6 PIN	Dual 115V/230V 8 PIN	Series	Parallel
AH20010	ADH20010	10V 0.110A	5V 220mA
AH30010	ADH30010	10V 0.250A	5V 500mA
AH40010	ADH40010	10V 0.600A	5V 1.2A
AH50010	ADH50010	10V 1.200A	5V 2.4A
AH60010	ADH60010	10V 2.000A	5V 4.0A
AH20012	ADH20012	12.6V 90mA	6.3V 180mA
AH30012	ADH30012	12.6V 200mA	6.3V 400mA
AH40012	ADH40012	12.6V 500mA	6.3V 1.0A
AH50012	ADH50012	12.6V 1.0A	6.3V 2.0A
AH60012	ADH60012	12.6V 1.6A	6.3V 3.2A
AH20016	ADH20016	16V 70mA	8V 140mA
AH30016	ADH30016	16V 150mA	8V 300mA
AH40016	ADH40016	16V 400mA	8V 800mA
AH50016	ADH50016	16V 800mA	8V 1.6A
AH60016	ADH60016	16V 1.25A	8V 2.5A
AH20020	ADH20020	20V 55mA	10V 110mA
AH30020	ADH30020	20V 120mA	10V 240mA
AH40020	ADH40020	20V 300mA	10V 600mA
AH50020	ADH50020	20V 600mA	10V 1.2A
AH60020	ADH60020	20V 1.0A	10V 2.0A
AH20024	ADH20024	24V 45mA	12V 90mA
AH30024	ADH30024	24V 100mA	12V 200mA
AH40024	ADH40024	24V 250mA	12V 500mA
AH50024	ADH50024	24V 500mA	12V 1.0A
AH60024	ADH60024	24V 800mA	12V 1.6A
AH20028	ADH20028	28V 40mA	14V 80mA
AH30028	ADH30028	28V 85mA	14V 170mA
AH40028	ADH40028	28V 200mA	14V 400mA
AH50028	ADH50028	28V 420mA	14V 840mA
AH60028	ADH60028	28V 700mA	14V 1.4A
AH20036	ADH20036	36V 30mA	18V 60mA
AH30036	ADH30036	36V 65mA	18V 130mA
AH40036	ADH40036	36V 170mA	18V 340mA
AH50036	ADH50036	36V 350mA	18V 700mA
AH60036	ADH60036	36V 550mA	18V 1.1mA
AH20048	ADH20048	48V 23mA	24V 46mA
AH30048	ADH30048	48V 50mA	24V 100mA
AH40048	ADH40048	48V 125mA	24V 250mA
AH50048	ADH50048	48V 250mA	24V 500mA
AH60048	ADH60048	48V 400mA	24V 800mA
AH20056	ADH20056	56V 20mA	28V 40mA
AH30056	ADH30056	56V 45mA	28V 90mA
AH40056	ADH40056	56V 110mA	28V 220mA
AH50056	ADH50056	56V 220mA	28V 440mA
AH60056	ADH60056	56V 350mA	28V 700mA
AH200120	ADH200120	120V 10mA	60V 20mA
AH300120	ADH300120	120V 20mA	60V 40mA
AH400120	ADH400120	120V 50mA	60V 100mA
AH500120	ADH500120	120V 100mA	60V 200mA
AH600120	ADH600120	120V 160mA	60V 320mA

AHI SERIES: EI Power PCB Transformer [2.5VA,5.0VA,10.0VA]

FEATURES

- Conform to IEC EN61558-1 Safety Standards
- UL 5085 Approved Class 2&3: UL File No. E214561 (for 2.5VA and 10VA only)
- Dielectric Strength 4200Vrms
- Optional 115V/230V input at 50/60Hz
- Material Meet UL 94V-O Flammability Requirement
- Splited Bobbin Wall Slots Eliminates,all Wire Crossovers
- 3 Standard Sizes for a Variety of Power Application

产品特点

- 符合IEC EN 61558-1 安规标准
- 通过UL5085 CLASS 2&3 认证：认证号为E214561 (仅限于2.5VA和10VA)
- 绝缘强度达到4200Vrms
- 可选择的双输入115/230V，频率支持50/60Hz
- 使用材料达到UL 94V-0的阻燃等级要求
- 分离式骨架设计
- 对应不同的功率应用需求提供3种标准体积

MECHANICAL SPECIFICATION 尺寸图

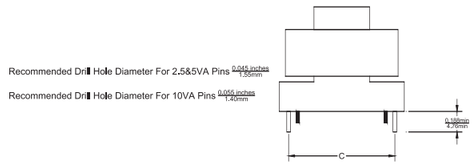

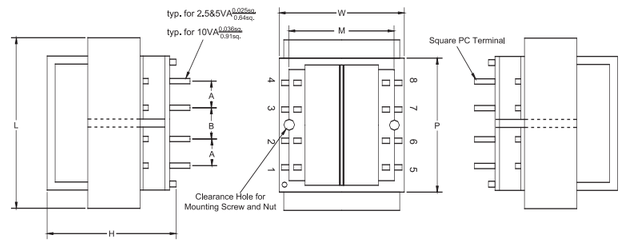

SCHEMATIC 原理图

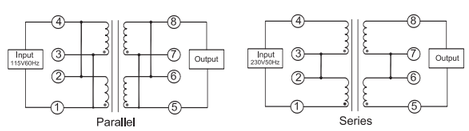

VA (SIZE)	DIMENSIONS						MTG.DIM.	WT
	L	W	H	A	B	C	M	
2.5	1.634max 41.5	1.457max 37	1.161max 29.5	0.200 5.08	0.250 6.35	1.000 25.4	1.06 26.92	0.25LBS 0.113KG
5	1.634max 41.5	1.457max 37	1.402max 35.6	0.200 5.08	0.400 10.16	1.000 25.4	1.06 26.92	0.37LBS 0.168KG
10	1.910max 48.5	1.614max 41	1.437max 36.5	0.200 5.08	0.400 10.16	1.140 29	1.25 31.75	0.53LBS 0.240KG

Order Number	VA	Rating Output	
		SER	PAR
AHI02510	2.5	10V@ 0.25A	5V @ 0.50A
AHI05010	5.0	10V@ 0.50A	5V @ 1.00A
AHI01010	10.0	10V@ 1.00A	5V @ 2.00A
AHI02512	2.5	12.6V @ 0.20A	6.3V @ 0.40A
AHI05012	5.0	12.6V @ 0.40A	6.3V @ 0.80A
AHI01012	10.0	12.6V @ 0.80A	6.3V @ 1.60A
AHI02516	2.5	16V@ 0.15A	8V @ 0.30A
AHI05016	5.0	16V@ 0.31A	8V @ 0.62A
AHI01016	10.0	16V@ 0.62A	8V @ 1.25A
AHI02520	2.5	20V@ 0.12A	10V @ 0.24A
AHI05020	5.0	20V@ 0.25A	10V @ 0.50A
AHI01020	10.0	20V@ 0.50A	10V @ 1.00A
AHI02524	2.5	24V@ 0.10A	12V @ 0.20A
AHI05024	5.0	24V@ 0.21A	12V @ 0.42A
AHI01024	10.0	24V@ 0.42A	12V @ 0.84A
AHI02528	2.5	28V@ 0.09A	14V @ 0.18A
AHI05028	5.0	28V@ 0.18A	14V @ 0.36A
AHI01028	10.0	28V@ 0.36A	14V @ 0.72A
AHI02536	2.5	36V@ 0.07A	18V @ 0.14A
AHI05036	5.0	36V@ 0.14A	18V @ 0.28A
AHI01036	10.0	36V@ 0.28A	18V @ 0.56A

AHF SERIES: UI Power PCB Transformer [2.4VA,6.0VA,12.0VA]

FEATURES

- UL5085–1,–3 Approved:UL File No.E177998
- Dielectric Strength 2500Vrms
- Dual 115/230V Primaries
- Dual Secondaries
- Class B Insulation System
- 3 Standard Sizes for a Variety of Power Application

产品特点

- 通过 UL5085–1,–3认证,认证号为:E177998
- 初次极间耐压可达2500Vrms
- 双输入115/230V ，频率支持50/60Hz
- 标准双输出
- 应用CLASS B（130℃）绝缘系统
- 对应不同的功率应用需求提供3种标准体积

MECHANICAL SPECIFICATION 尺寸图

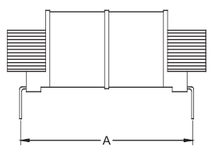

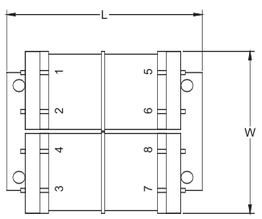

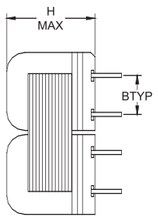

SCHEMATIC 原理图

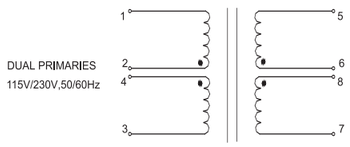

VA	L	W	H	A	B
2.4	1.890max 48.0	1.575max 40.0	0.669max 17.0	1.600 40.64	0.375 9.53
6	1.890max 48.0	1.575max 40.0	0.866max 22.0	1.600 40.64	0.375 9.53
12	2.520max 64.0	2.028max 51.5	1.102max 28.0	2.000 50.80	0.500 12.70

Order Number	VA	Rating Output	
		SER	PAR
AHF02010 AHF06010 AHF12010	2.4 6 12	10V 250mA 10V 600mA 10V 1.20A	5V 500mA 5V 1.2A 5V 2.4A
AHF02012 AHF06012 AHF12012	2.4 6 12	12.6V 200mA 12.6V 450mA 12.6V 900mA	6.3V 400mA 6.3V 900mA 6.3V 1.8A
AHF02016 AHF06016 AHF12016	2.4 6 12	16V 150mA 16V 350mA 16V 700mA	8V 300mA 8V 700mA 8V 1.4A
AHF02020 AHF06020 AHF12020	2.4 6 12	20V 125mA 20V 300mA 20V 600mA	10V 250mA 10V 600mA 10V 1.2A
AHF02024 AHF06024 AHF12024	2.4 6 12	24V 100mA 24V 250mA 24V 500mA	12V 200mA 12V 500mA 12V 1.0A
AHF02030 AHF06030 AHF12030	2.4 6 12	30V 85mA 30V 200mA 30V 400mA	15V 170mA 15V 400mA 15V 800mA
AHF02034 AHF06034 AHF12034	2.4 6 12	34V 75mA 34V 170mA 34V 340mA	17V 150mA 17V 340mA 17V 680mA
AHF02040 AHF06040 AHF12040	2.4 6 12	40V 60mA 40V 150mA 40V 300mA	20V 120mA 20V 300mA 20V 600mA
AHF02056 AHF06056 AHF12056	2.4 6 12	56V 45mA 56V 100mA 56V 200mA	28V 90mA 28V 200mA 28V 400mA
AHF02088 AHF06088 AHF12088	2.4 6 12	88V 28mA 88V 65mA 88V 130mA	44V 56mA 44V 130mA 44V 260mA
AHF02120 AHF06120 AHF12120	2.4 6 12	120V 20mA 120V 50mA 120V 100mA	60V 40mA 60V 100mA 60V 200mA
AHF02230 AHF06230 AHF12230	2.4 6 12	230V 10mA 230V 25mA 230V 50mA	115V 20mA 115V 50mA 115V 100mA

AHR SERIES: Power PCB Transformer [30-50VA]



FEATURES

- 30VA-50VA Inherently energy limited
- Compact frame size
- No secondary fusing required
- Low Heat Rise
- Operation Frequency: 50/60 HZ
- Input Voltages ranging 120-575V, Output-24V
- Terminations with screw, quick-connect or wire leads
- Panel mount, foot-mount, adapter plate, bell-housing available
- Customizable for lead wire wire color, terminations and other preferences
- Split bobbin design
- Class B insulation system 130℃ rated
- UI5085 Class 2/3 Approved:UL CUL File No.E214561

产品特点

- 30~50VA 固有能限设计
- 紧凑的结构设计
- 不需要增加额外的次级外部保险丝
- 低温升
- 支持工作频率50/60Hz
- 输入电压120~575V（50VA系列最高至240V），输出24V
- 电气连接采用带螺丝紧固连接，QT端子或者电子线引出方式
- 具有多种安装可供选择
- 可根据客户要求定制电子线的颜色，长度，线头端子等。
- 隔离式骨架设计
- 应用CLASS B（130℃）绝缘系统
- 通过 UL5085 Class 2/3认证,UL/CUL认证号为:E214561

ORDERING CODE 命名规则

AHR 40 309 XX XX

- Basic Series Designation — AHR
- VA Rating and Secondary — 40
  - 30--output:24V 30VA
  - 40--output:24V 40VA
  - 50--output:24V 50VA
- Primary and Secondary Voltages-See Below — 309
- Mounting-See Below — XX
- Termination-See Below — XX

MOUNTING 组装方式

Designator	Mounting Type
FM	Foot Mount, Bracket
MM	Multi Mount Adapter Plate
PM	Panel Mount, Lam Holes
FC	Screw Term

TERMINATION

Designator	Terminal Type
NIL	No QD or Wire
QT	Top Quick Disconnect
Q1	One Side QD
Q2	Both Side QD
W	Wire Leads
QW	QD and Wire Leads

ELECTRICAL SPECIFICATION 电气规格

30VA Standard Model	40VA Standard Model	50VA Standard Model	Input Voltage	Frequency	Output Voltage	Mounting				Termination				
						FM	PM	MM	FC	W	QW	QT	Q1	Q2
AHR30309	AHR40309	AHR50309	120	60Hz	24V	●	●	●	●	●	●	●	●	●
AHR30310	AHR40310	AHR50310	208/240	50/60Hz	24V	●	●	●	●	●	●	●	●	●
AHR30311	AHR40311	AHR50311	120	50/60Hz	24V	●	●	●	●	●	●	●	●	●
AHR30312	AHR40312	AHR50312	240	50/60Hz	24V	●	●	●	●	●	●	●	●	●
AHR30313	AHR40313	N/A	277	50/60Hz	24V	●	●	●	●	●	●	●	●	●
AHR30314	AHR40314	N/A	480	50/60Hz	24V	●	●	●	●	●	●	●	●	●
AHR30315	AHR40315	N/A	380/415	50/60Hz	24V	●	●	●	●	●	●	●	●	●
AHR30316	AHR40316	N/A	575	50/60Hz	24V	●	●	●	●	●	●	●	●	●
AHR30317	AHR40317	AHR50317	120/240	50/60Hz	24V	●	●	●	●	●	●	●	●	●
AHR30318	AHR40318	N/A	120/208/240	50/60Hz	24V	●	●	●	●	●				●
		AHR50318	120/208/240	50/60Hz	24V	●				●				●

MECHANICAL SPECIFICATION [30 & 40VA] 尺寸图

TYPE FMW FOOT MOUNT BRACKET WITH WIRE LEADS

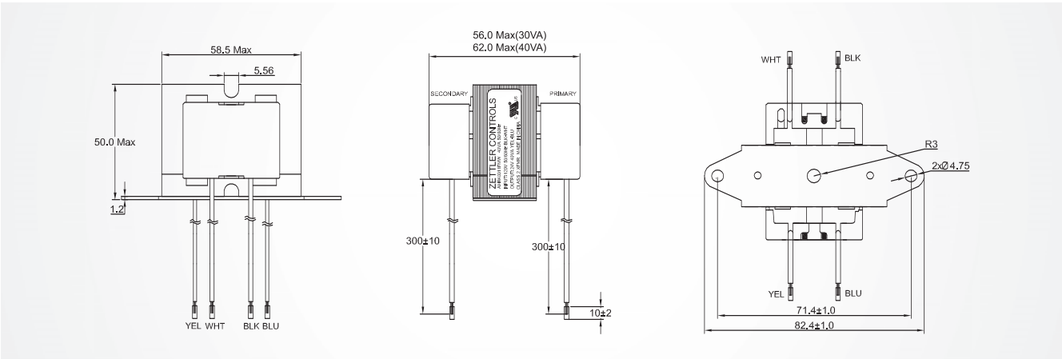

TYPE FMQ1 FOOT MOUNT WITH QD TERMINALS ON ONE SIDE

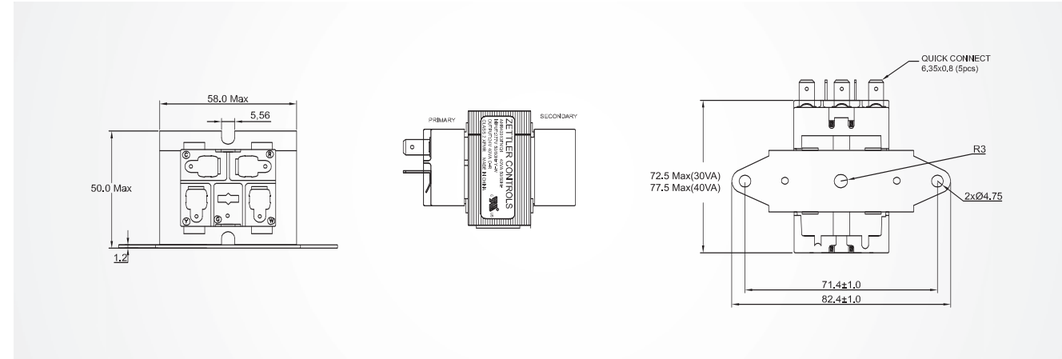

TYPE PM PANEL MOUNT

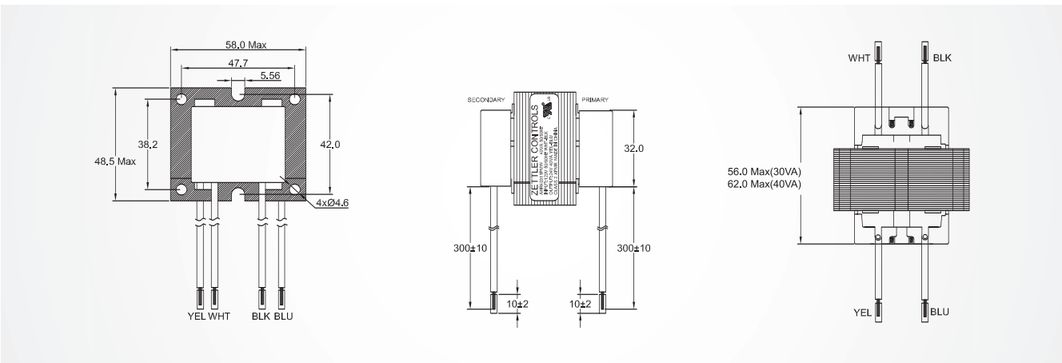

TYPE FMQ2 FOOT MOUNT WITH QD TERMINALS ON BOTH SIDES

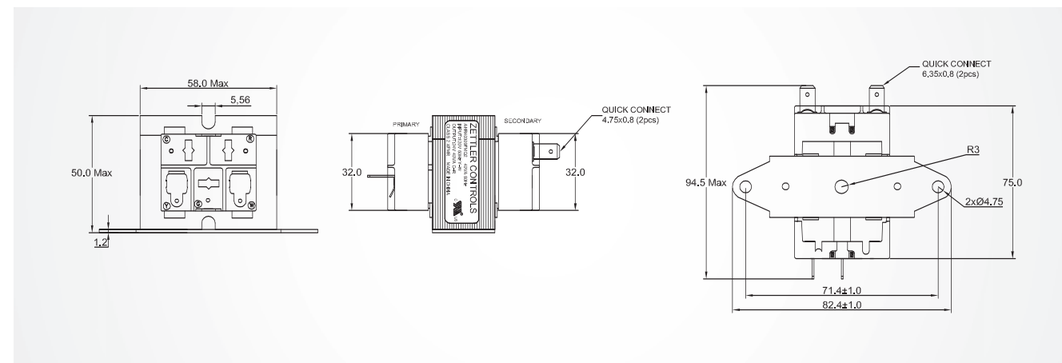

TYPE FC SCREW TERMINATION

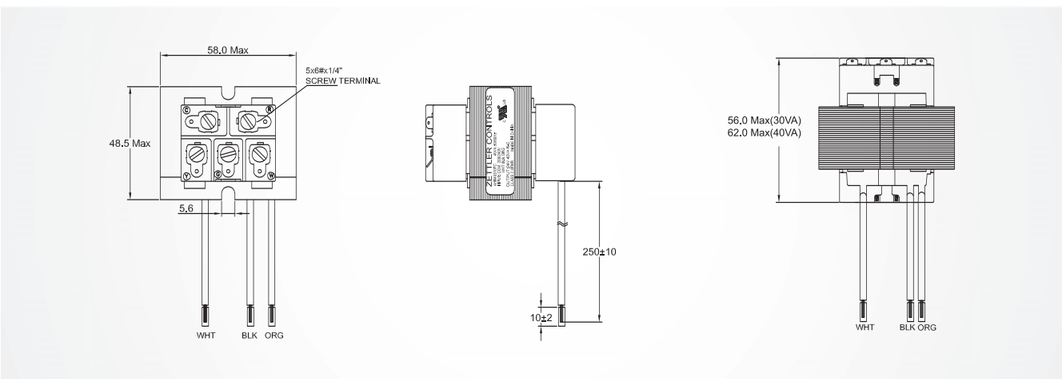

TYPE FMQT FOOT MOUNT WITH TOP MOUNTED QD TERMINALS

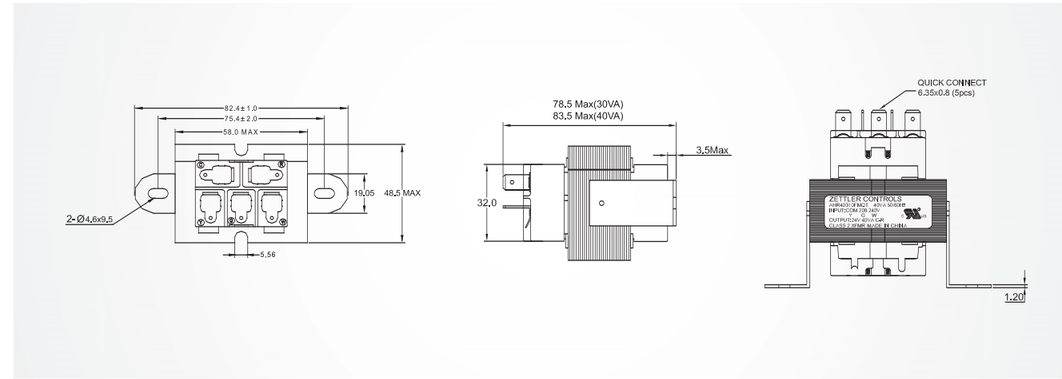

MECHANICAL SPECIFICATION [50VA] 尺寸图

TYPE FMW FOOT MOUNT BRACKET WITH WIRE LEADS

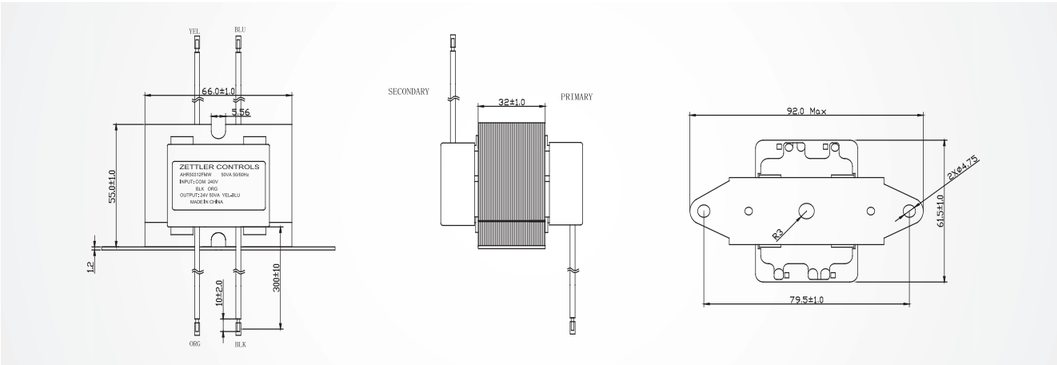

TYPE FMQW FOOT MOUNT BRACKETS WITH QD TERMINALS AND WIRE LEADS

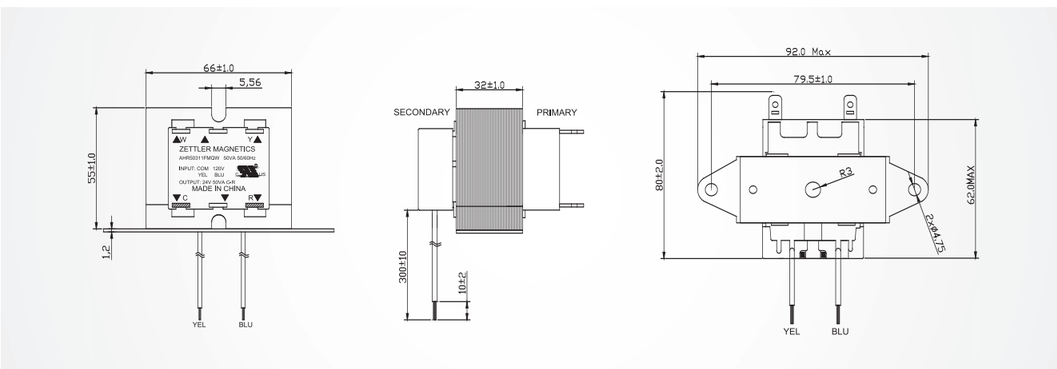

TYPE FMQT FOOT MOUNT BRACKETS WITH TOP MOUNTED QD TERMINALS

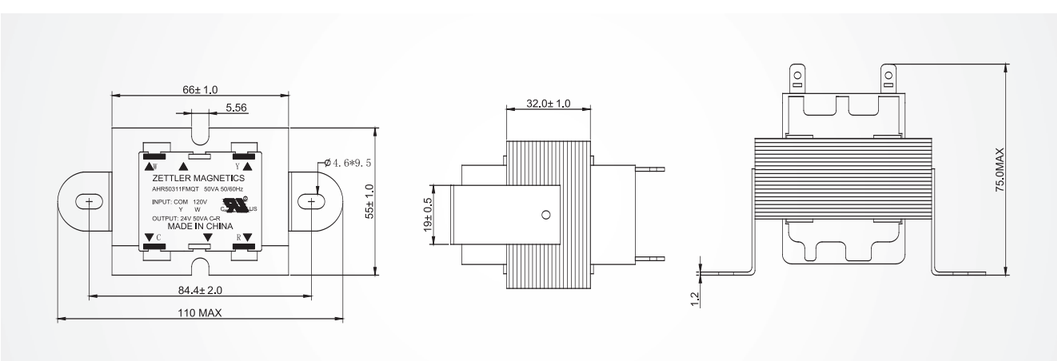

TYPE FMQT PANEL MOUNT WITH QD TERMINALS

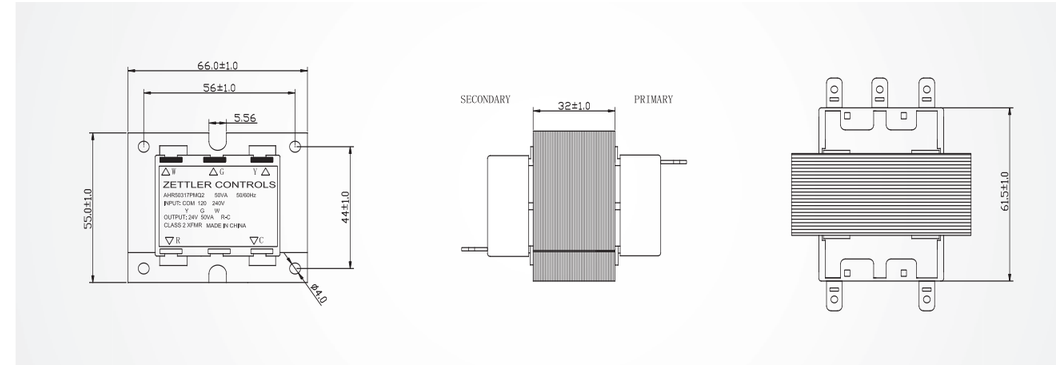

TYPE FMQ1 FOOT MOUNT ONE SIDE QD TERMINALS

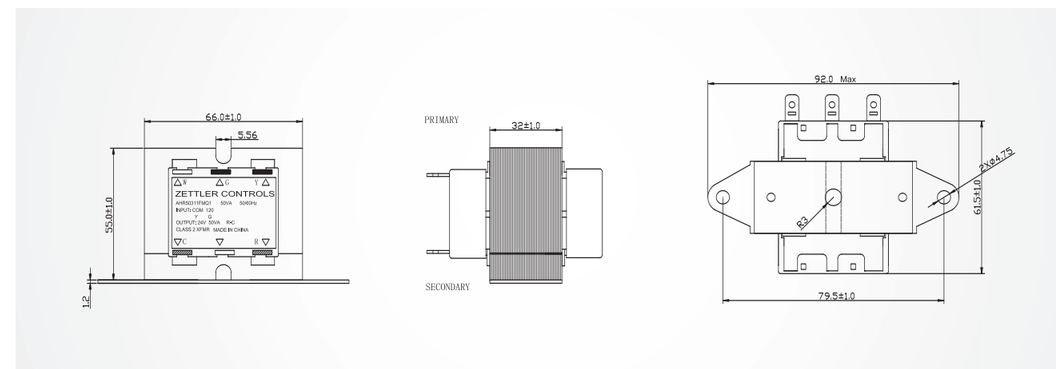

TYPE FMQ2 FOOT MOUNT BOTH SIDES QD TERMINALS

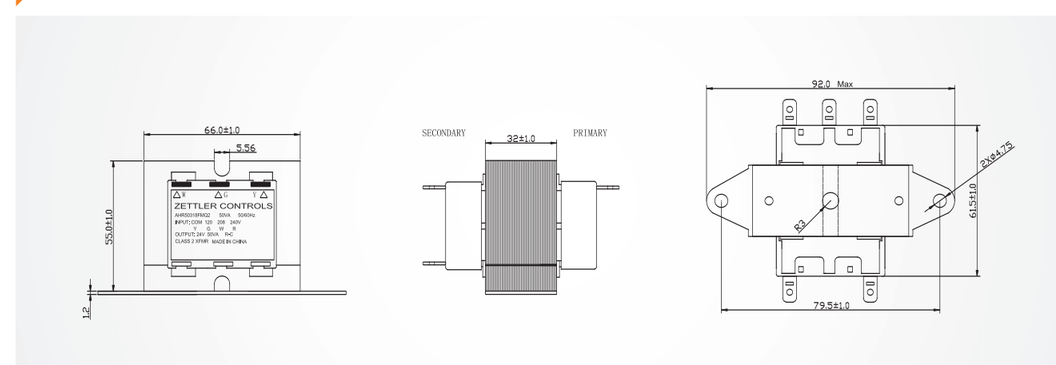

TOROIDAL TRANSFORMERS

FEATURES

- Low Magnetic Noise
- High Efficiency
- Excellent Load Regulation
- Easy Assembly
- Very Low No-load Losses and magnetizing Current
- Half Size and Weight Comparing to EI Transformer
- Various Input Options
  100V/110v/117V/120V/220V/230V/240V, 50/60HZ
- Dielectric Strength 3KV, 1min
- 100% Electric Parameters Test
- Power Range 20VA to 5000VA Available According to Customer's Requirement
- Class B Insulation System
- Optional Single or Dual Primary

产品特点

- 低漏磁，低噪音
- 高效率
- 良好的负载调节性能
- 易于配装
- 低损耗、低励磁电流
- 体积小、重量轻
- 多种输入电压选择100v/110v/117v/120v/220v/230v /240v/, 50/60HZ
- 初次与次级绝缘强度超过3KV/1分钟
- 产品电气性能100%全检
- 功率应用范围在20VA至5000VA间或根据客户要求订制
- 所有材料符合CLASS B级绝缘
- 初级单输入与双输入可选择

MECHANICAL SPECIFICATION 尺寸图

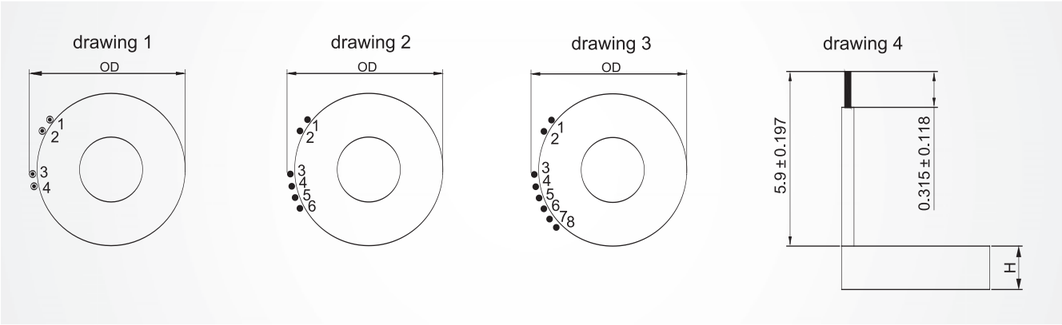

SCHEMATIC 原理图

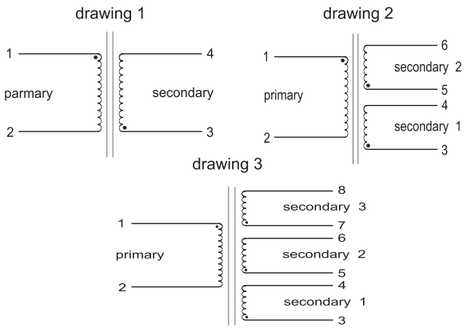

CONSTRUCTION

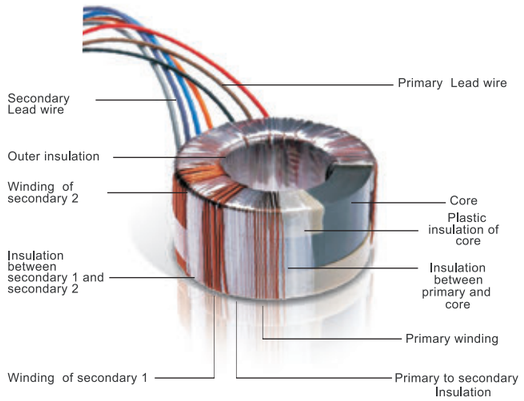

ELECTRIACL SPECIFICATION 电气规格

Item	Power	AC Output		Dimension				Weight	
		Voltage range	Current range	OD		H			
	VA	V	A	In	mm	In	mm	lbs	Kg
1	20	12 ~ 24	0.84 ~ 1.67	2.5	63	1.3	33	0.73	0.33
2	25	12 ~ 24	1.04 ~ 2.08	2.6	65	1.4	35	0.84	0.38
3	30	12 ~ 24	1.25 ~2.50	2.8	70	1.6	40	0.99	0.45
4	35	12 ~ 24	1.46 ~ 2.92	2.8	72	1.6	40	1.08	0.49
5	40	12 ~ 24	0.84 ~ 1.67	3.0	75	1.6	40	1.17	0.53
6	45	12 ~ 24	1.67 ~ 3.75	3.0	75	1.6	40	1.26	0.57
7	50	12 ~ 36	1.67 ~ 3.75	3.1	80	1.6	40	1.50	0.68
8	60	12 ~ 36	1.67 ~ 5.00	3.3	83	1.7	43	1.61	0.73
9	70	12 ~ 36	1.95 ~ 5.84	3.3	85	1.7	43	1.83	0.83
10	80	12 ~ 36	2.22 ~ 6.67	3.5	90	1.7	43	2.16	0.98
11	90	12 ~ 36	2.50 ~ 7.50	3.7	95	1.7	43	2.31	1.05
12	100	12 ~ 36	2.78 ~ 8.34	3.9	100	1.7	48	2.65	1.20
13	150	12 ~ 24 * 2	3.13 ~ 6.25	4.1	105	1.9	50	3.31	1.50
14	200	12 ~ 24 * 2	4.17 ~ 8.33	4.3	110	2.0	53	3.97	1.80
15	250	12 ~ 24 * 2	5.21 ~ 10.42	4.7	120	2.1	55	4.85	2.20
16	300	12 ~ 24 * 2	6.25 ~ 12.50	4.7	120	2.2	58	5.29	2.40
17	350	12 ~ 24 * 2	7.29 ~ 14.58	4.8	123	2.3	60	5.84	2.65
18	400	12 ~ 24 * 2	8.33 ~ 16.67	4.9	125	2.4	63	6.39	2.90
19	450	24 ~ 48 * 2	4.69 ~ 9.38	5.0	128	2.5	65	6.61	3.00
20	500	24 ~ 48 * 2	5.21 ~ 10.42	5.1	130	2.6	65	7.05	3.20
21	600	24 ~ 48 * 2	6.25 ~ 12.50	5.2	132	2.6	65	8.42	3.82
22	700	24 ~ 48 * 2	7.29 ~14.58	5.7	145	2.6	70	9.48	4.30
23	800	24 ~ 48 * 2	8.33 ~ 16.67	5.7	145	2.8	73	10.05	4.56
24	900	24 ~ 48 * 2	9.38 ~ 18.75	5.9	150	2.9		10.87	4.93
25	1000	18 ~ 36 * 2 30 ~ 60 * 2	6.95 ~ 13.89 4.17 ~ 8.33	6.3	160	3.0	75	12.13	5.50
26	1500	18 ~ 36 * 2 30 ~ 60 * 2	10.42 ~ 20.83 6.25 ~ 12.50	6.7	170	3.1	80	15.54	7.05
27	2000	18 ~ 36 * 2 30 ~ 60 * 2	13.89 ~ 27.78 8.33 ~ 16.67	7.1	180	3.3	85	19.18	8.70
28	3000	12 ~ 24 * 2 24 ~ 48 * 2 40 ~ 80 * 2	10.42 ~ 20.83 10.42 ~ 20.83 9.38 ~ 18.75	7.7	195	3.5	90	25.57	11.60
29	4000	12 ~ 24 * 2 24 ~ 48 * 2 40 ~ 80 * 2	10.42 ~ 20.83 15.63 ~ 31.25 12.50 ~ 25.00	8.1	205	3.7	95	31.53	14.30
30	5000	12 ~ 24 * 2 24 ~ 48 * 2 40 ~ 80 * 2	10.42 ~ 20.83 15.63 ~ 31.25 18.75 ~ 37.50	8.5	215	3.9	100	37.04	16.80

PLANER TRANSFORMERS

FEATURES

- Skin and proximity effects reduced
- Excellent Power Densities
- Good Magnetic Shielding Characteristics
- High efficiency , Low Temperature Rise
- Low leakage inductance
- Low Distributed capacitance
- Multilayer PCB design "
- Operating temperature from -40 ℃ to 90℃
- Storage temperature from -40 ℃ to 130 ℃
- Uses UL94-V0 listed materials
- Power 20W Max

产品特点

- 趋肤效应和邻近效应降低
- 功率密度大
- 良好的磁屏蔽特性
- 低温升，高效率
- 漏电感小
- 分布电容小
- 多层PCB板设计
- 工作温度范围：-40℃~90℃
- 储存温度范围：-40℃~130℃
- 使用UL94-V0绝缘材料
- 功率 20W Max

MECHANICAL SPECIFICATION 尺寸图

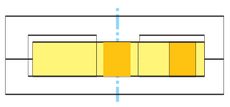

XZM-PE1801

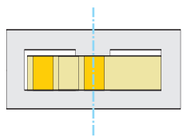

XZM-PE1802

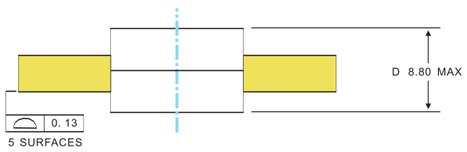

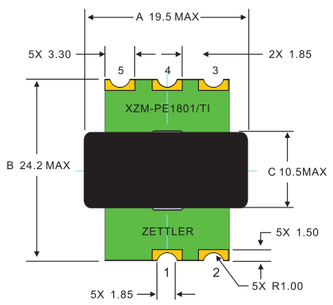

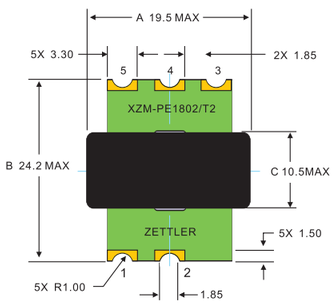

SCHEMATIC 原理图

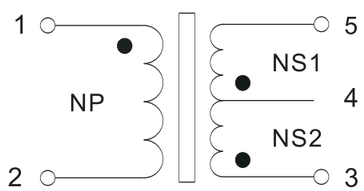

Polarity

ELECTRICAL SPECIFICATION 电气规格

Part NO 品名	Item 项目	Inductance 电感量	Leakage Inductance 漏电感	DCR 直流电阻(Ω)		HI-POT Votage 耐压	
XZM-PE1801	TERMINAL	1-2	1-2 (else pin short)	1-2	3-4 4-5	NP-NS	NS-CORE
	STANDARD	6. 5uH±20%	0. 8uH MAX	30mΩ Max	730mΩ Max	DC1.0KV	DC0.5KV
XZM-PE1802	TERMINAL	1-2	1-2 (else pin short)	1-2	3-4 4-5	NP-NS	NS-CORE
	STANDARD	6. 5uH±20%	0. 8uH MAX	30mΩ Max	16mΩ Max	DC1.0KV	DC0.5KV

FEATURES

- Skin and proximity effects reduced
- Excellent Power Densities
- Good Magnetic Shielding Characteristics
- High efficiency , Low Temperature Rise
- Low leakage inductance
- Low Distributed capacitance
- Multilayer PCB design
- Operating temperature from -40 ℃ to 90℃
- Storage temperature from -40 ℃ to 130 ℃
- Uses UL94-V0 listed materials
- Power 400W Max

产品特点

- 趋肤效应和邻近效应降低
- 功率密度大
- 良好的磁屏蔽特性
- 低温升，高效率
- 漏电感小
- 分布电容小
- 多层PCB板设计
- 工作温度范围：-40℃~90℃
- 储存温度范围：-40℃~130℃
- 使用UL94-V0绝缘材料
- 功率 400W Max

MECHANICAL SPECIFICATION 尺寸图

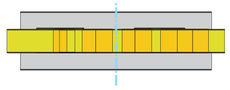

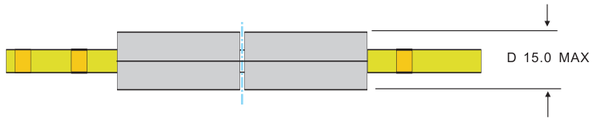

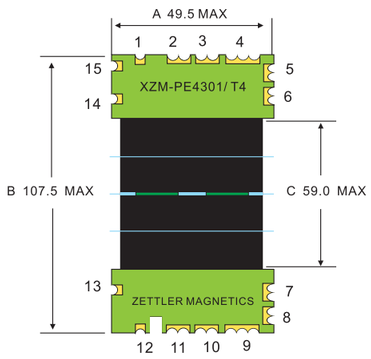

SCHEMATIC 原理图

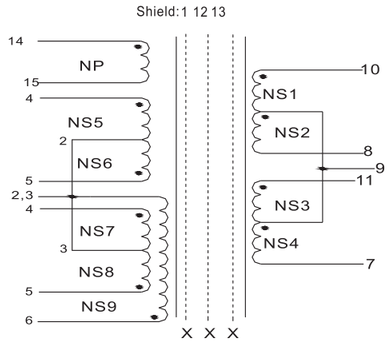

• Polarity

ELECTRICAL SPECIFICATION 电气规格

Part NO 品名	Item 项目	Inductance 电感量	Leakage Inductance 漏电感	DCR 直流电阻(Ω)		HI-POT Votage 耐压	
XZM-PE4301	TERMINAL	14-15	14-15 (else pin short)	NP	Secondary winding	NP-NS	NP NS-CORE
	STANDARD	8. 1uH±35%	11uH MAX	270mΩ Max	9. 2mΩ Max	DC1.0KV	DC0.5KV

产品客制能力 CUSTOMIZED CAPABILITY

- 让赛特勒经验丰富的工程师们为您的下一个应用项目量身打造一款专属的变压器吧！
- 赛特勒在变压器行业已有多年的沉淀，因此我们的工程师团队具备丰富的设计经验和专业的设计能力去为客户特定的变压器应用寻找到合适的产品解决方案。不论是对您标准产品的简单改进，还是为您的电气产品应用提供一个完全定制化的变压器产品，我们的工程师们皆可快速而精准地满足您的要求。
- 我们可以提供的客户订制产品种类繁多，下图所列的四个品种只是它们中的一部分。如您在其中没有找到合适的产品，敬请联系我们，让我们了解您的需求。
- Let our highly experienced design engineers assist you in designing a transformer that is custom tailored to fit your next project application!
- Zettler Magnetics, Inc. has many years of transformer experience. As a result, our engineering staff has the expertise it takes to find solutions to our customers' specialized transformer applications. Whether you need to slightly after one of your standard products or completely custom design a transformer to support your electrical demands, our engineers are ready to provide the answers to your custom transformer requirements.
- As Zettler Magnetics, Inc, we offer many different styles of custom designs. Only a few of the custom types that we produce are listed in the following categorie. If you don't see a style below that fits your application, contact us directly to discuss your special transformer needs.



CUSTOM POWER TRANSFORMS 定制电源变压器

单个或者单相，低功率到高功率，频率50/60, 400Hz根据客户规格要求定制设计。
Custom designed power transformers for one or single phase, low to high power, frequencies of 50/60 and 400Hz based on customer specifications.



SWITCH MODE TRANSFORMS 开关电源变压器

适用于变频逆变器、电脑、通讯、开关电源、EL驱动模块等
Suitable for converter inverters, computers, telecommunications, switching power supplies, EL driver modules, etc.

赛特勒集团 ZETTLER GROUP

经历了一个多世纪的德国精密工程技术和工艺的传承，如今赛特勒已成为一个专门从事电子元器件设计、制造和销售的世界级企业。卓越的工程开发能力与广泛的全球业务网络的独特结合是我们成为行业领导者的保证。

赛特勒集团拥有的多元化产品线能针对各种客户需求提供元器件应用方面的完整解决方案。目前产品分如下四大系列：

- 继电器
- 变压器
- LCD/TFT 显示模组
- 暖通空调及制冷控制元器件/温控器
- 新能源解决方案

通过在世界多个工业化地区建立全球运营网络，我们不仅具有成本的优势，而且有能力为以下区域所服务的工业和民用领域客户提供快捷的定制化产品解决方案:

- 美国
- 中国和东南亚
- 欧洲

Building on a foundation of more than a century of expertise in German precision engineering, ZETTLER GROUP is a world-class enterprise, engaged in the design, manufacturing, sales and distribution of Electronic Components. Our industry leadership is based on an unique combination of Engineering Competence and Global Scale.

ZETTLER GROUP's diversified product lines are designed to provide complete solutions for component applications across a broad spectrum of industries:

– Electromechanical Relays
– Transformers/Magnetics
– LCD/TFT Displays
– HVAC/R Control Components and Thermostats
– New Energy Solutions

With a global network of operating companies established across many parts of the industrialized world, we are not only present in low cost manufacturing geographies, but also have the ability to provide customer focused solutions in local proximity to the industrial and commercial markets we serve:

– North America
– China and South East Asia
– Europe

欧洲
Europe

中国和东南亚
China and South East Asia

美国
North America