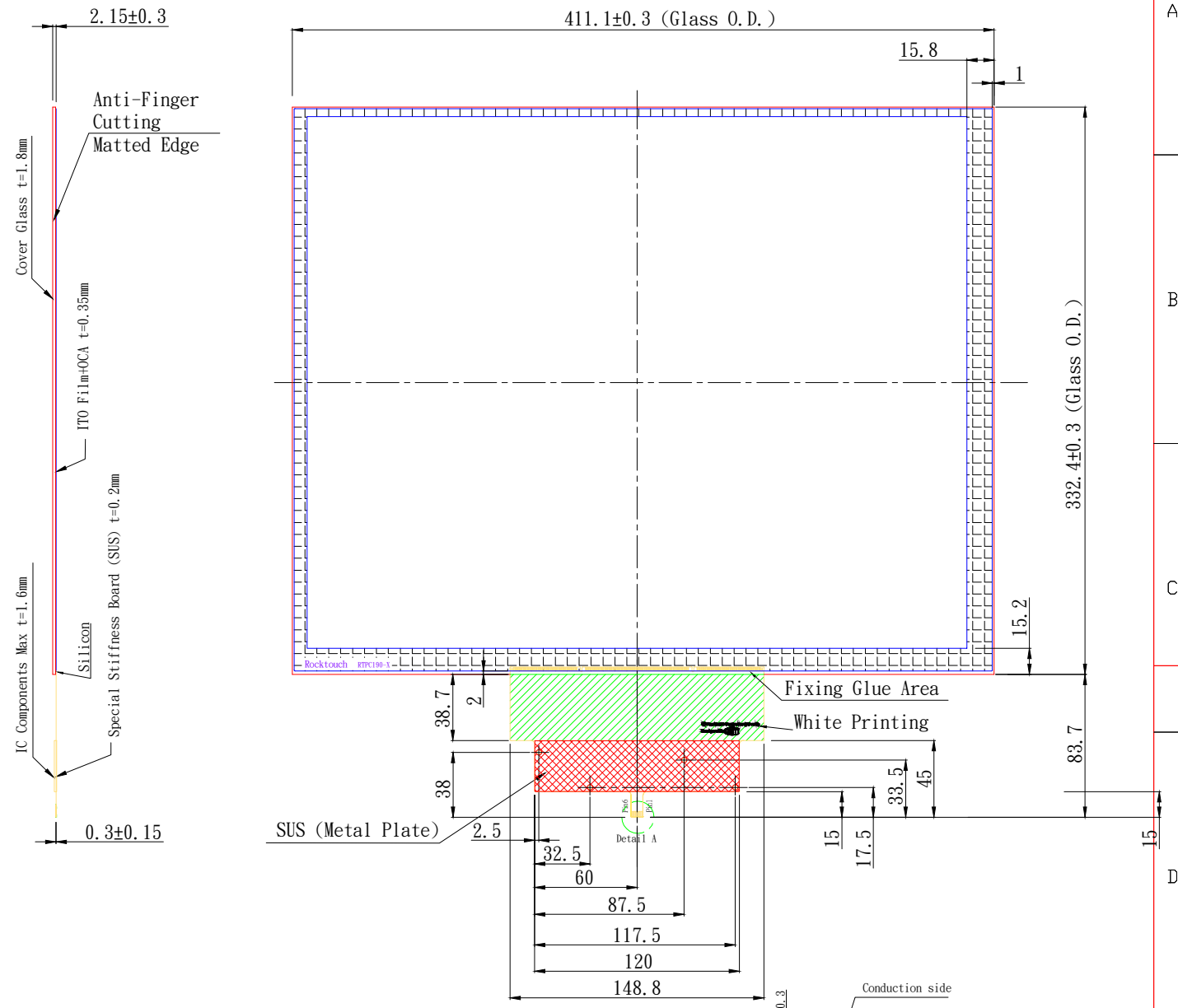
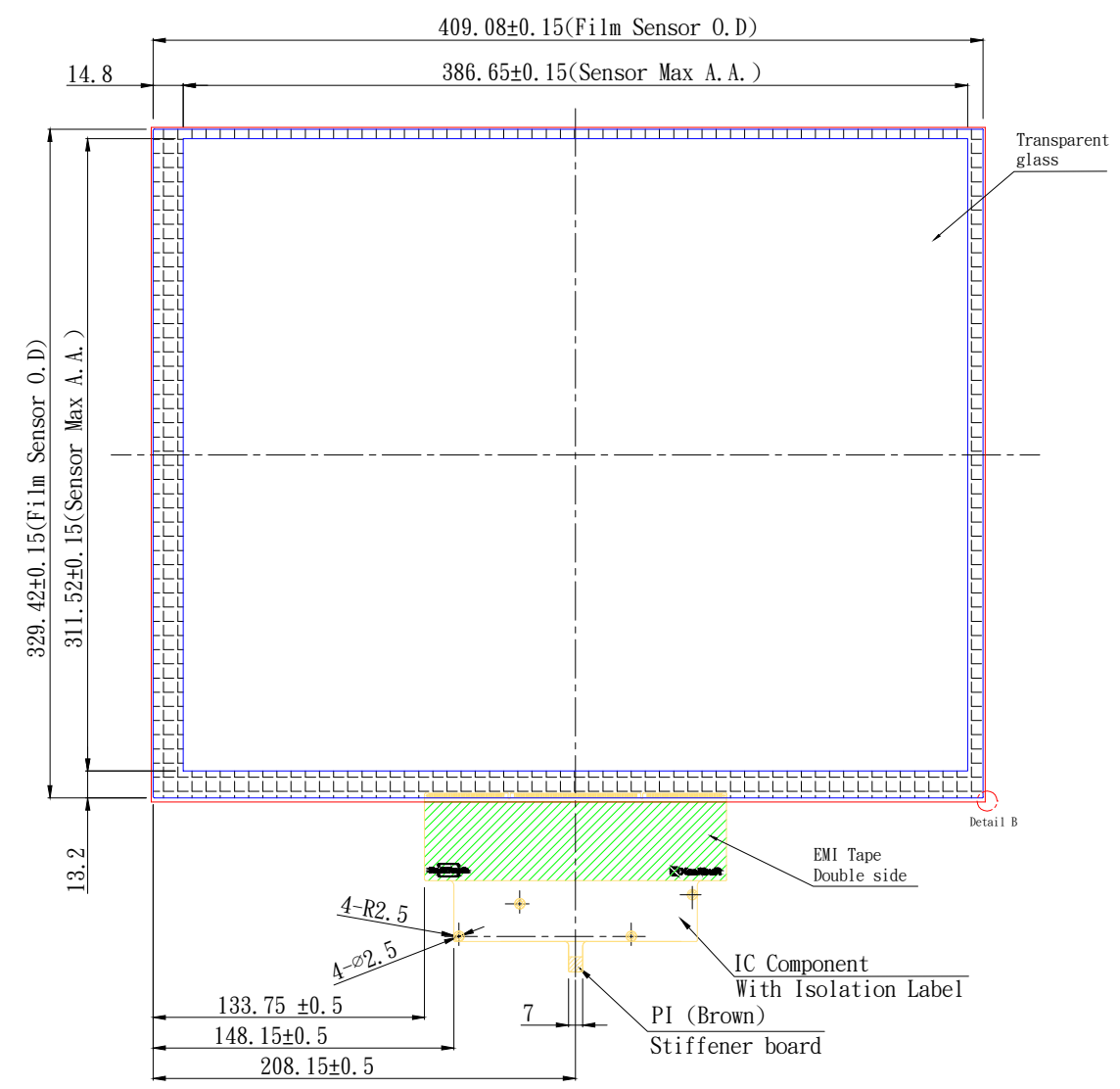


1 2 3 4 5 6 7 8

Front VIEW

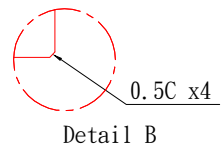
Back VIEW



元  
管  
理  
圖  
原  
期  
日

Note:

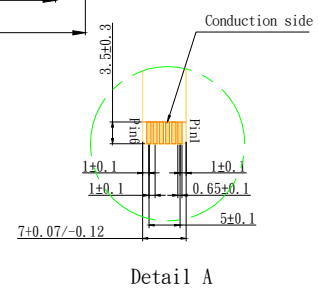
- To choose the interface just add at the end of the part number the following : - U for USB  
- I for I2C  
- R for RS-232
- Tolerance: +-0.3mm
- Finger input or special conductive pen (Pencil Feature under Special Request)
- Surface Hardness: 7H (Chemical Strengthened Glass)
- Transmittance: >85% (JIS-K7105)
- Surface Treatment: depending by cover lens
- Distance between LCD and touch panel need to be minimum 1.0mm otherwise touch maybe will not work correctly
- If customer put a front cover all around need use at least 2mm thick gasket between touch and metal frame
- USB max ripple acceptable is 50mV, in other case touch will not work correctly
- Referring to the integration guide to avoid any integration noise issue



USB(OPTIONAL)	
Pin 01	GND
Pin 02	D-
Pin 03	D+
Pin 04	VDD(5V)
Pin 05	NC
Pin 06	RST

I2C(OPTIONAL)	
Pin 01	GND
Pin 02	SDA
Pin 03	SCL
Pin 04	VDD(5V)
Pin 05	INT
Pin 06	RST

RS-232(OPTIONAL)	
Pin 01	GND
Pin 02	RX
Pin 03	TX
Pin 04	VDD(5V)
Pin 05	NC
Pin 06	RST



圖號 RTPC190-X18TG1



版	年	月	日	設	計	審	查	變	更	內	容
設計	2014/07/24			Matt		審	查	Kevin		承	認