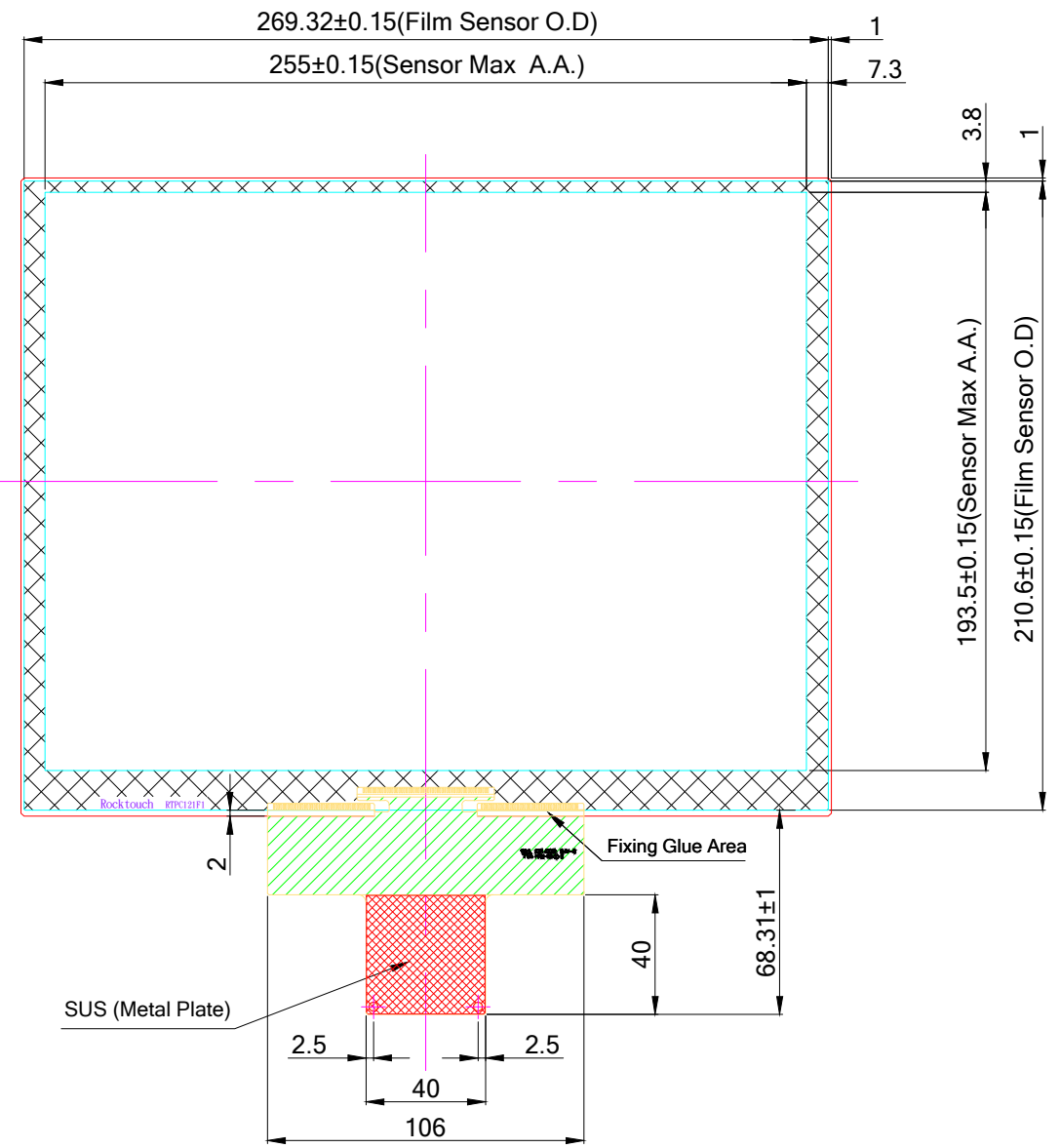
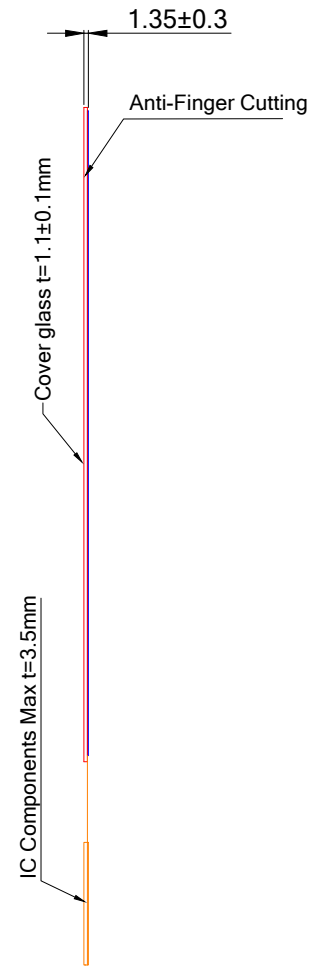
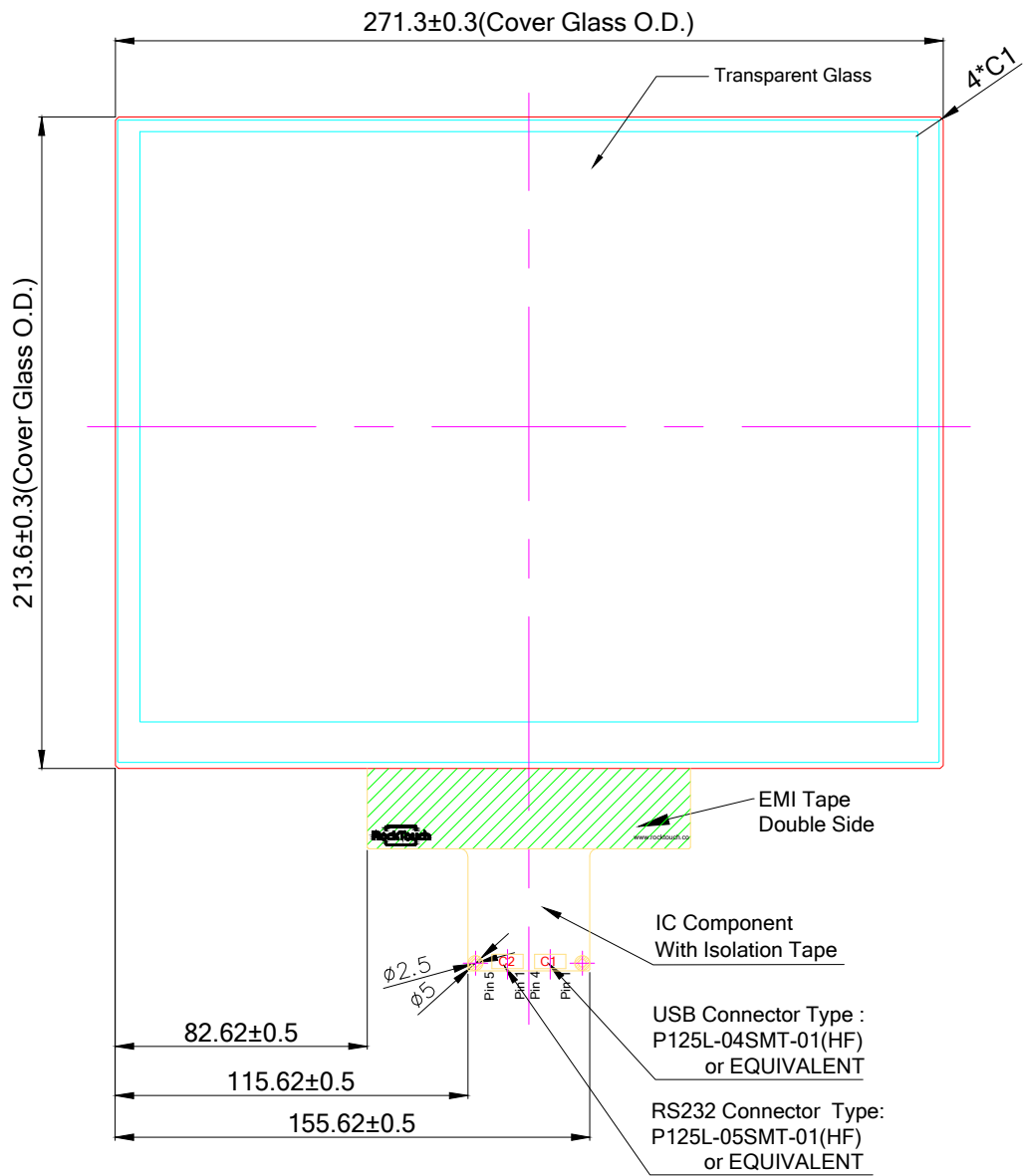


1 2 3 4 5 6 7 8

Front VIEW

Back VIEW



C1: Pin Define for USB 4 pin		C2: Pin Define for RS232 5 pin	
Pin 01	GND	Pin 01	GND
Pin 02	D-	Pin 02	D-/Rx
Pin 03	D+	Pin 03	D+/Tx
Pin 04	VDD	Pin 04	NC
		Pin 05	VDD

- Spec:
- 1. General O.D. Tolerance : ±0.3
 - 2. Border Type : Matte
 - 3. Glass Type : C.S.
 - 4. Surface Treatment : None
 - 5. Background Printing : None
 - 6. Logo Printing : None
 - 7. Transmittance Level : >85%
 - 8. Important Notes :

- Note:
- A. Distance between LCD and Touch need to have minimum 1 mm otherwise thinner dimension can cause noise problem between LCD and touch screen
 - B. If customer put a front conductive bezel all around we need to have minimum thickness of 2mm, if the thickness is lower can cause interference
 - C. Refer to the integration guide to avoid any integration noise issue
 - D. Before mass production customer needs to ask custom firmware for his final machine

Customer Approval		Part Number		RTPC121-R11001-UR	
Date	Rev. Date	Person	Description		
Company					
Name					
Signature	Date	Design By	Date	Check By	Date
	20200522	Jeff			
		Approved By			



1 2 3 4 5 6 7 8