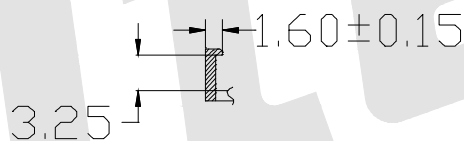
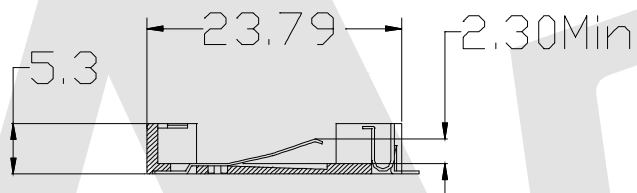
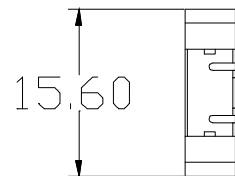
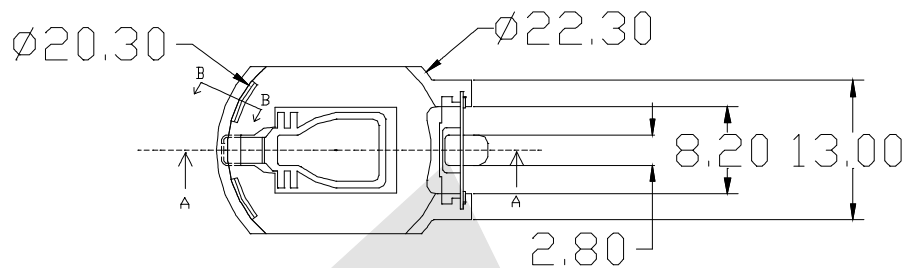


HSF

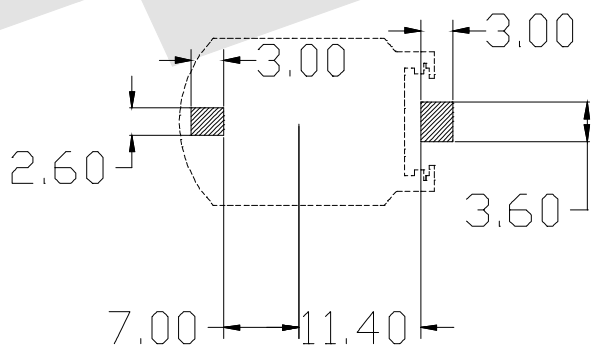


RoHS



SECTION A-A

SECTION B-B



PCB BOARD LAYOUT

NOTE:

1, Material:

- a. Housing:LCP
- b. Contact:C5191
(Surface Plating: Au)
See Ordering Information

2, Electric:

- a. Contact Resistance:30 Milliohms Max
- b. Insulation Resistance:1000 MEGA OHMS Min
- c. Dielectric Voltage:500V AC One Sea Level
- d. Operating Temperature: -55° To 105°

Order code:

BT — M — G0 — R — CR20320
 ① ② ③ ④ ⑤

① BT: Coin Cell Holders ③ Contact Plating

② Appearance for the product

M:SMT TYPE

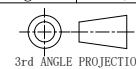
SN: Tin
 G0: Gold flash
 G1: 3U" Gold
 G2: 5U" Gold
 G3: 10U" Gold
 G4: 15U" Gold
 G5: 30U" Gold

④ Packing method
 A: Tray packing
 R: Tape & reel packing

⑤ Product number
 CR20320

Unless Otherwise specified tolerance
 X. ±0.35 X.XX: ±0.20
 X.X: ±0.25 X.XXX: ±0.15

SCALE: As Shown UNIT: mm
 DRAW Mo Guo Xuan DATE 03/15/2019
 CHECK BobYang DATE 03/15/2019



Antenk ANTENK ELECTRONICS CO.,LTD
[Http://www.antenk.com](http://www.antenk.com)
 E-mail:sales@antenk.com

TITLE: Coin Cell Holders For CR2032

DRAWING NO: BT-M-G0-R-CR20320

PRODUCT NO: BT-M-G0-R-CR20320

change BT-M-G0-CR2032H to BT-M-G0-R-CR20320

01/13/2019

DATE

REV

DESCRIPTION