

Click to  
**ORDER**  
samples

**AMES50-277NZ**



Enclosed

The AMES50-277NZ is an enclosed AC/DC converter that offers greater cost effectiveness due to material normalization and production automation also leading to improved reliability and performance. Offering a wide input voltage range of 85-305VAC and an output voltage range from 5-48V, this series will offer many benefits to your new system design.

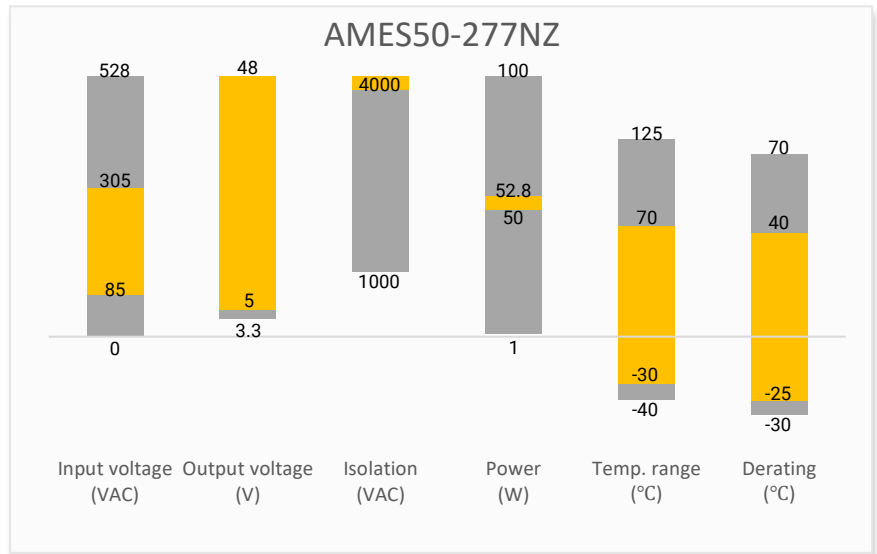
This series offers great operating temperatures, from -30°C to 70°C and also features an isolation of 4000VAC for improved reliability and system safety. Furthermore, a high MTBF of 300,000h, output short circuit protection (OSCP), output over-current protection (OCP) and an output over-voltage protection (OVP) come standard with the series.

The AMES50-277NZ is suitable for street lighting controls, grid power, instrumentation, industrial controls, communication and civil applications.

**Features**

- Universal Input: 85 - 305VAC/120 - 430VDC
- Operating Temp: -30 °C to +70 °C
- High isolation voltage: Up to 4000VAC
- Low ripple & noise: Up to 80mV(p-p) typ.
- Output short circuit, over-current, over-voltage protection
- Regulated Output

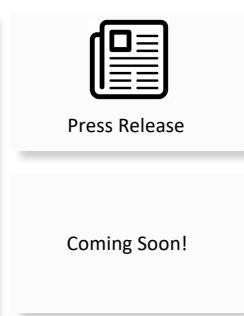
**Summary**



**Training**



Product Training Video  
(click to open)



Application Notes

**Applications**



Power Grid



Industrial



Telecom



Instrumentation

## Models & Specifications

Single Output								
Model	Input Voltage (VAC/Hz)	Input Voltage (VDC)	Max Output Wattage (W)	Output Voltage (V)	Output Voltage Adjustable Range (V)	Output Current max (A)	Maximum capacitive load (μF)	Efficiency @230VAC Typ. (%)
AMES50-5S277NZ	85-305/47-63	120-430	50	5	4.5-5.5	10	8500	86
AMES50-12S277NZ	85-305/47-63	120-430	50.4	12	10.2-13.8	4.2	2000	86
AMES50-15S277NZ	85-305/47-63	120-430	51	15	13.5-18	3.4	1500	88
AMES50-24S277NZ	85-305/47-63	120-430	52.8	24	21.6-28.8	2.2	1000	89
AMES50-36S277NZ	85-305/47-63	120-430	52.2	36	32.4-39.6	1.45	470	89
AMES50-48S277NZ	85-305/47-63	120-430	52.8	48	43.2-52.8	1.1	220	90

Note: Use suffix "-P" for terminal with protective cover (ex. AMES50-5S277NZ-P is terminal with protective cover version) and suffix "-Q" for conformal coating (ex. AMES50-5S277NZ-Q is conformal coating version).

Input Specifications				
Parameters	Conditions	Typical	Maximum	Units
Input current	115VAC		1.2	A
	230VAC		0.8	A
Inrush current	cold start, 115VAC	30		A
	cold start, 230VAC	60		A
Leakage current	277VAC		0.75	mA

Output Specifications				
Parameters	Conditions	Typical	Maximum	Units
Voltage accuracy	Full load range, 5V output	±2		%
	Full load range, Others	±1		%
Line regulation	Rated load	±0.5		%
Load regulation	0-100% load, 5V output	±1		%
	0-100% load, Others	±0.5		%
Ripple & Noise*	5V output	80		mV p-p
	12V,15V output	120		mV p-p
	24V output	150		mV p-p
	36V,48V output	240		mV p-p
Hold up time	115VAC	8		ms
	230VAC	30		ms

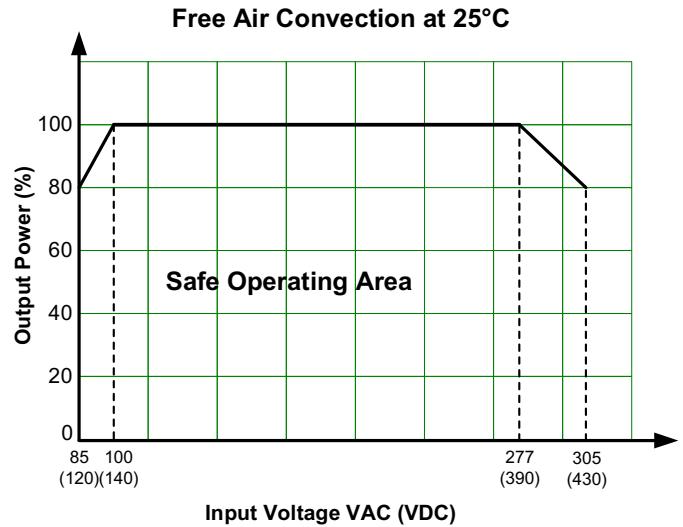
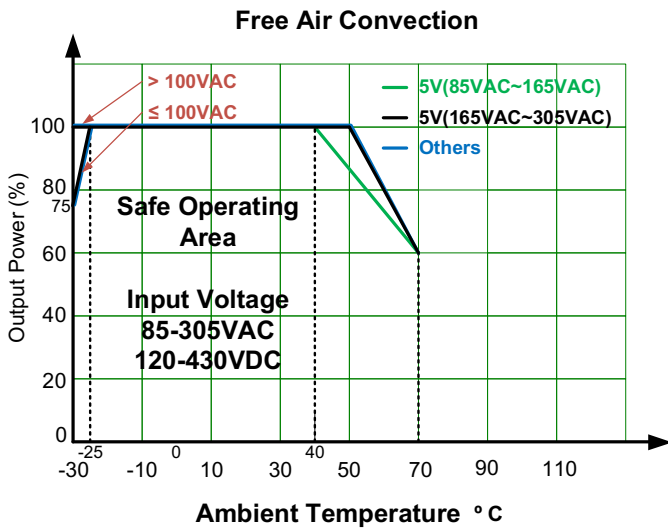
\* Ripple and Noise are measured at 20MHz bandwidth. Please refer to the application note for specific details. Measured with 47μF electrolytic capacitor and 0.1μF ceramic capacitor.

Isolation Specifications				
Parameters	Conditions	Typical	Rated	Units
Tested I/O voltage	60 sec, leakage current < 10mA		4000	VAC
Tested Input to GND voltage	60 sec, leakage current < 10mA		2000	VAC
Tested Output to GND voltage	60 sec, leakage current < 10mA		1250	VAC
Resistance (I/O, I/O to GND)	500VDC		100	MΩ

General Specifications				
Parameters	Conditions	Typical	Maximum	Units
Safety class	Class I			
Switching Frequency		65		KHz
Over Current protection	230VAC, Rated load, Normal or high temperature, Auto recovery	≥ 110	200	% of Iout
	230VAC, Rated load, Low temperature, Auto recovery	≥ 110		% of Iout
Over voltage protection	5V output, Clamp, Auto recovery		6.3	VDC
	12V output, Hiccup, Auto recovery		16.2	VDC
	15V output, Hiccup, Auto recovery		21.75	VDC
	24V output, Hiccup, Auto recovery		33.6	VDC
	36V output, Hiccup, Auto recovery		49	VDC
	48V output, Hiccup, Auto recovery		60	VDC
Short circuit protection	Hiccup, Continuous, Auto recovery, Recovery time < 5 sec			
Operating temperature	See derating graph	-30 to +70		°C
Storage temperature		-40 to +85		°C
Power consumption			0.5	W
Power derating	-30 °C to -25 °C, 85VAC ~ 100VAC	5		% / °C
	40 °C to 70 °C, 85VAC ~ 165VAC, 5V output	1.33		% / °C
	50 °C to 70 °C, 165VAC ~ 305VAC, 5V output	2		% / °C
	50 °C to 70 °C, 85VAC ~ 305VAC, Others output	2		% / °C
	85VAC ~ 100VAC	1.33		% / VAC
	277VAC ~ 305VAC	0.71		% / VAC
Temperature coefficient		±0.03		% / °C
Cooling	Free air convection			
Humidity	Operating, Non-condensing	> 20	90	% RH
	Storage, Non-condensing		95	% RH
Operating altitude			5000	m
Case material	Metal (1100 Aluminum, SGCC)			
Weight		190		g
Dimensions (L x W x H)	3.90 x 3.23 x 1.18inch (99.0 x 82.0 x 30.0mm)			
MTBF	> 300 000 hrs (MIL-HDBK -217F, t=+25°C)			
NOTE: All specifications in this datasheet are measured at an ambient temperature of 25°C, humidity<75%, nominal input voltage and at rated output load unless otherwise specified.				

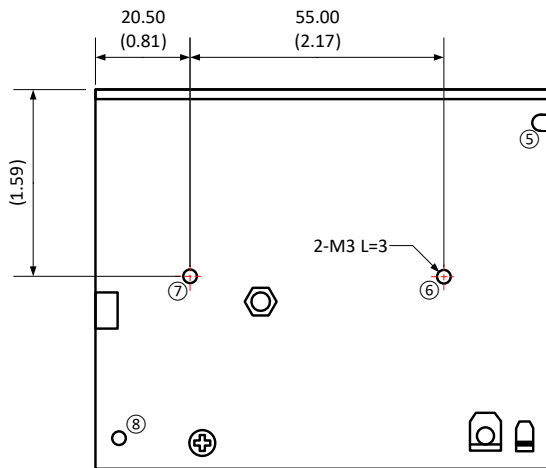
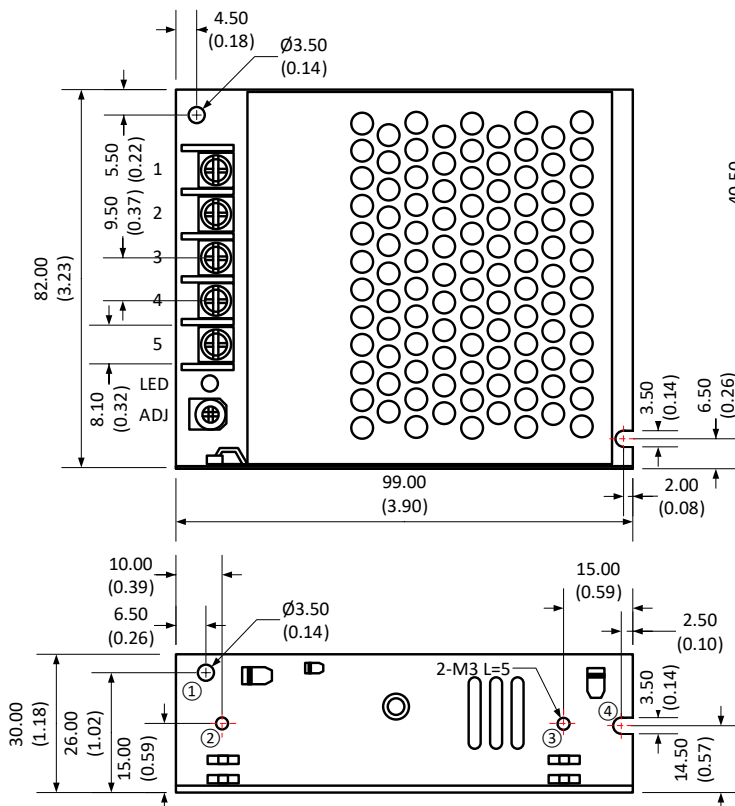
Safety Specifications		
Parameters		
Agency approvals	UL 62368-1	
Standards	Design to meet IEC/EN 62368, EN60335, EN61558, GB4943	
	EMC - Conducted and radiated emission	CISPR32 / EN55032, class B
	Harmonic current	IEC 61000-3-2 Class A
	Electrostatic Discharge Immunity	IEC 61000-4-2 Contact ±6KV / Air ±8KV, Criteria A
	RF, Electromagnetic Field Immunity	IEC 61000-4-3 10V/m, Criteria A
	Electrical Fast Transient/Burst Immunity	IEC 61000-4-4 ±2KV, Criteria A
	Surge Immunity	IEC 61000-4-5 L-L ±2KV/L-G ±4KV, Criteria A
	RF, Conducted Disturbance Immunity	IEC 61000-4-6 10Vr.m.s, Criteria A
	Voltage dips, Short Interruptions Immunity	IEC 61000-4-11 0%, 70%, Criteria B

**Derating**



**Dimensions**

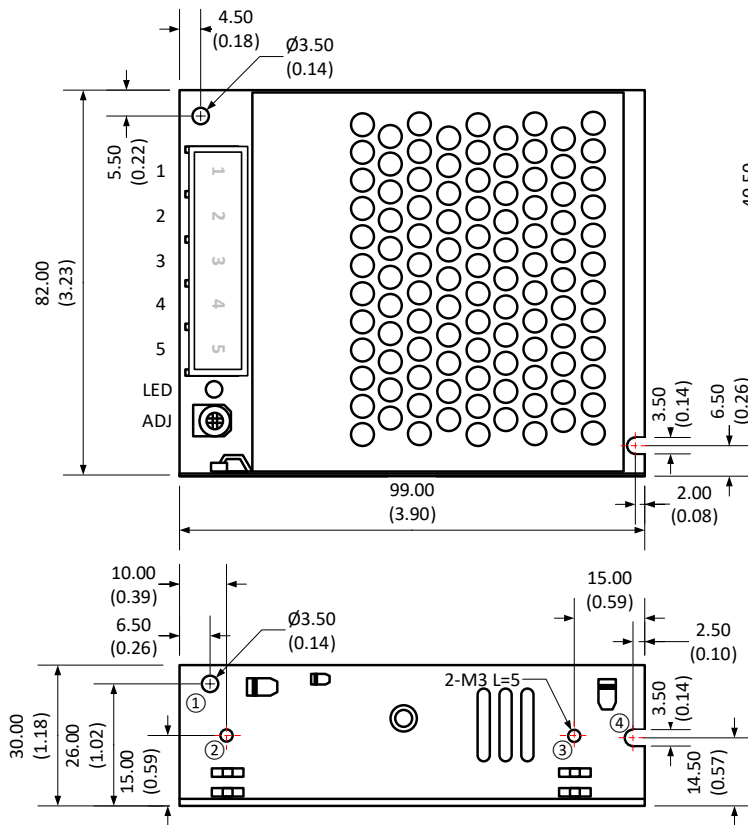
**AMES50-xx277NZ and AMES50-xx277NZ-Q series**



Note:  
Unit: mm(inch)  
Wire gauge: 22-12AWG  
Screw terminal tightening torque: M3.5, 0.8N-m  
Mounting screw tightening torque: M3, 0.4N-m  
General tolerance: ±1.0(0.04)  
At least one of the ① - ⑧ location must be connected to PE

Single Pin Output Specifications	
Pin	Function
1	+V Input (L)
2	-V Input (N)
3	PE GND
4	-V Output
5	+V Output
ADJ	Voltage adj knob

## AMES50-xx277NZ-P series



Note:  
 Unit: mm(inch)  
 Wire gauge: 22-12AWG  
 Screw terminal tightening torque: M3.5, 0.8N-m  
 Mounting screw tightening torque: M3, 0.4N-m  
 General tolerance:  $\pm 1.0(0.04)$   
 At least one of the ① - ⑧ location must be connected to PE

Single Pin Output Specifications	
Pin	Function
1	+V Input (L)
2	-V Input (N)
3	PE GND
4	-V Output
5	+V Output
ADJ	Voltage adj knob

**NOTE:** 1. Datasheets are updated as needed and as such, specifications are subject to change without notice. Once printed or downloaded, datasheets are no longer controlled by Aimtec; refer to [www.aimtec.com](http://www.aimtec.com) for the most current product specifications. 2. Product labels shown, including safety agency certifications on labels, may vary based on the date manufactured. 3. Mechanical drawings and specifications are for reference only. 4. All specifications are measured at an ambient temperature of 25°C, humidity<75%, nominal input voltage and at rated output load unless otherwise specified. 5. Aimtec may not have conducted destructive testing or chemical analysis on all internal components and chemicals at the time of publishing this document. CAS numbers and other limited information are considered proprietary and may not be available for release. 6. This product is not designed for use in critical life support systems, equipment used in hazardous environments, nuclear control systems or other such applications which necessitate specific safety and regulatory standards other than the ones listed in this datasheet. 7. Warranty is in accordance with Aimtec's standard Terms of Sale available at [www.aimtec.com](http://www.aimtec.com).