


ACE-A140A

400 W PS/2 ATX Power Supply with ErP

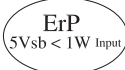


Specifications

Input	Voltage	90~264 VAC Full Range		
	Frequency	47 Hz ~ 63 Hz		
	Input Current	6A (RMS)@115VAC, 3A (RMS)@230VAC		
	Inrush Current	65A max. for 115VAC 147A max. for 230VAC		
Output	Voltage	Min. load	Max. load	Ripple & Noise
	+3.3V	0.1 A	21 A	50mV
	+5V	0.2 A	20 A	50mV
	+12V1	0.1 A	16 A	120mV
	+12V2	0.5 A	16 A	120mV
	-12V	0 A	0.5 A	120mV
	-5V	0 A	0.3 A	50mV
	+5VSB	0 A	3 A	50mV

The +3.3V and +5V total output shall not exceed 130 watts.
Total output for this power supply is 400 watts.

General Specifications	Over Voltage Protection	+3.3V: 3.5V-4.5V +5V: 5.5V-6.82V +12V1 and +12V2: 13.4V-15.6V
	Short Circuit Protection	+3.3V, +5V, +12V or -12V shutdown and latch off
	Watt	400W
	PFC	Active
	Hold-up Time	17 ms Min.
	Efficiency	85%
	MTBF	100000 hours
	Temperature	Operating: -5°C ~ 50°C Storage: -40°C ~ 80°C
	Dimensions (mm)	140 x 150 x 86
	Output Connector	1 x 20+4-PIN ATX, 1 x 4-pin 12V CPU, 8 x HDD/CDROM, 2 x FDD, 1 x Extra +5V (P10)



Ordering Information

Part No.	Description
ACE-A140A-R11	400W AC-DC PS/2 ATX Power Supply with ErP, meets 80 PLUS (Bronze)

Dimensions (Unit: mm)

REF. ID.	PIN NO.	SIGNAL	WIRE COLOR	GAUGE	CONNECTOR TYPE	CABLE LENGTH
P1 24	1	+3.3VDC	ORANGE	18	WST P80 14002K11D+P4 14002K11D or EQUIV.	600±15mm
	2	+3.3VDC	ORANGE	18		
	3	COM	BLACK	18		
	4	+5VDC	RED	18		
	5	COM	BLACK	18		
	6	+5VDC	RED	18		
	7	COM	BLACK	18		
	8	PW-OK	GRAY	22		
	9	+5Vsb	PURPLE	18		
	10	+12V2	YELLOW	18		
	11	+12V2	YELLOW	18		
	12	+3.3VDC	ORANGE	18		
	13	+3.3VDC	ORANGE	18		
	14	+3.3Vsense	BROWN	22		
	15	-12VDC	BLUE	18		
	16	COM	BLACK	18		
	17	PS-ON	GREEN	22		
	18	COM	BLACK	18		
	19	COM	BLACK	18		
	20	-5V	WHITE	22		
	21	+5VDC	RED	18		
	22	+5VDC	RED	18		
	23	+5VDC	RED	18		
	24	COM	BLACK	18		
P2	1	COM	BLACK	18	MOLEX 90331-0010 or EQUIV.	500±15mm
	2	COM	BLACK	18		
	3	COM	BLACK	18		
	4	+3.3VDC	ORANGE	18		
P3	1	+5V	RED	18	MOLEX 39-01-2040 or EQUIV.	500±15mm
	2	COM	BLACK	18		
	3	+12V1	Yel/Black	18		
PA	1	+12V2	YELLOW	18	AMP 1-480424-0 or EQUIV.	400±15mm
	2	COM	BLACK	18		
PB	1	+12V2	YELLOW	18	AMP 1-480424-0 or EQUIV.	200±10mm
	2	COM	BLACK	18		
PC	1	+5V	RED	18	AMP 1-480424-0 or EQUIV.	200±10mm
	2	COM	BLACK	18		
PD	1	+12V2	YELLOW	20	AMP 1-480424-0 or EQUIV.	400±15mm
	2	COM	BLACK	20		
PE	1	+12V2	YELLOW	20	AMP 1-480424-0 or EQUIV.	400±15mm
	2	COM	BLACK	20		
PF	1	+12V2	YELLOW	20	AMP 1-480424-0 or EQUIV.	200±10mm
	2	COM	BLACK	20		
PG	1	+5V	RED	22	AMP 171822-4 or EQUIV.	200±10mm
	2	COM	BLACK	22		
PH	1	+12V1	Yel/Black	20	AMP 1-480424-0 or EQUIV.	400±15mm
	2	COM	BLACK	20		
PI	1	+12V1	Yel/Black	20	AMP 1-480424-0 or EQUIV.	200±10mm
	2	COM	BLACK	20		
PJ	1	+5V	RED	22	AMP 171822-4 or EQUIV.	200±10mm
	2	COM	BLACK	22		
PK	1	+12V1	Yel/Black	20	MOLEX SD-67526-0311 or EQUIV.	400±15mm
	2	COM	BLACK	20		
PL	1	+3.3VDC	ORANGE	20	MOLEX SD-67582-0011 or EQUIV.	155±10mm
	2	COM	BLACK	20		
PL	3	+5V	RED	20		
	4	COM	BLACK	20		
	5	+12V1	Yel/Black	20		

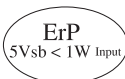
ACE-A140A-S

400 W PS/2 ATX Power Supply with ErP



Specifications

Input	Voltage	90~264 VAC Full Range		
	Frequency	47 Hz ~ 63 Hz		
	Input Current	6A (RMS)@115VAC, 3A (RMS)@230VAC		
	Inrush Current	65A max. for 115VAC 147A max. for 230VAC		
Output	Voltage	Min. load	Max. load	Ripple & Noise
	+3.3V	0.1 A	21 A	50mV
	+5V	0.2 A	20 A	50mV
	+12V1	0.1 A	16 A	120mV
	+12V2	0.5 A	16 A	120mV
	-12V	0 A	0.5 A	120mV
	-5V	0 A	0.3 A	50mV
	+5VSB	0 A	3 A	50mV
The +3.3V and +5V total output shall not exceed 130 watts.				
Total output for this power supply is 400 watts.				
Over Voltage Protection	+3.3V: 3.5V-4.5V +5V: 5.5V-6.82V +12V1 and +12V2: 13.4V-15.6V			
	Short Circuit Protection	+3.3V, +5V, +12V or -12V shutdown and latch off		
		General Specifications		
Watt	400W			
PFC	Active			
Hold-up Time	17 ms Min.			
Efficiency	85%			
MTBF	100000 hours			
Temperature	Operating: -5°C ~ 50°C Storage: -40°C ~ 80°C			
	Dimensions (mm)	140 x 150 x 86		
Output Connector	1 x 20+4-PIN ATX, 1 x 4-pin 12V CPU, 8 x HDD/CDROM, 2 x FDD, 1 x Extra +5V (P10)			



Ordering Information

Part No.	Description
ACE-A140A-S-R11	400W PS/2 ATX Power Supply with ErP & on/off switch, meets 80 PLUS (Bronze)

Dimensions (Unit: mm)

REF. ID.	PIN NO.	SIGNAL	WIRE COLOR	GAUGE	CONNECTOR TYPE	CABLE LENGTH
P1 24	1	+3.3VDC	ORANGE	18	WST P20-142002K11D+ P4-142002K11D or EQUIV.	400±15mm
	2	+3.3VDC	ORANGE	18		
	3	COM	BLACK	18		
	4	+5VDC	RED	18		
	5	COM	BLACK	18		
	6	+5VDC	RED	18		
	7	COM	BLACK	18		
	8	PW-ON	GRAY	22		
	9	+5Vsb	PURPLE	18		
	10	+12V2	YELLOW	18		
	11	+12V2	YELLOW	18		
	12	+3.3VDC	ORANGE	18		
	13	+3.3VDC	ORANGE	18		
	14	+3.3V Sense	BROWN	22		
	15	-12VDC	BLUE	18		
	16	COM	BLACK	18		
	17	PS-ON	GREEN	22		
	18	COM	BLACK	18		
	19	COM	BLACK	18		
	20	-5VDC	WHITE	22		
	21	+5VDC	RED	18		
	22	+5VDC	RED	18		
	23	+5VDC	RED	18		
	24	COM	BLACK	18		
P2	1	COM	BLACK	18	MOLEX 39-01-2040 or EQUIV.	430±15mm
	2	COM	BLACK	18		
	3	+12V1	Yel/Black	18		
	4	+12V1	Yel/Black	18		
PA	1	+12V2	YELLOW	18	AMP 1-480424-0 or EQUIV.	400±15mm
	2	COM	BLACK	18		
	3	COM	BLACK	18		
	4	+5V	RED	18		
PB	1	+12V2	YELLOW	18	AMP 1-480424-0 or EQUIV.	210±10mm
	2	COM	BLACK	18		
	3	COM	BLACK	18		
	4	+5V	RED	18		
PC	1	+12V2	YELLOW	18	AMP 1-480424-0 or EQUIV.	350±15mm
	2	COM	BLACK	18		
	3	COM	BLACK	18		
	4	+5V	RED	18		
PD	1	+5V	RED	22	AMP 171822-4 or EQUIV.	150±10mm
	2	COM	BLACK	22		
	3	COM	BLACK	22		
	4	+12V2	YELLOW	22		
PE	1	+12V2	YELLOW	18	AMP 1-480424-0 or EQUIV.	230±15mm
	2	COM	BLACK	18		
	3	COM	BLACK	18		
	4	+5V	RED	18		
PF	1	+12V2	YELLOW	18	AMP 1-480424-0 or EQUIV.	150±10mm
	2	COM	BLACK	18		
	3	COM	BLACK	18		
	4	+5V	RED	18		
PH	1	+3.3VDC	ORANGE	18	MOLEX SD-67926-0011 or EQUIV.	400±15mm
	2	COM	BLACK	18		
	3	+5V	RED	18		
	4	COM	BLACK	18		
PI	5	+12V1	Yel/Black	18	MOLEX SD-67582-001 or EQUIV.	155±10mm
	1	+3.3VDC	ORANGE	18		
	2	COM	BLACK	18		
	3	+5V	RED	18		
	4	COM	BLACK	18		